



BESTWARE Hardware Production Co., Ltd.

Add: Block 8, No.6, Jianda Nan Road, Jiangmen, Guangdong, China

Email: business@bestware-stainless.com after-sales@bestware-stainless.com

WhatsApp: +86 18929047065 Tel: +86 750 3108801

Wechat: +86 18929047065



Website



YouTube



WhatsApp



Wechat

2026 V1.2



PRODUCT CATALOG






ONE-STOP SOLUTION PROVIDER OF STAINLESS STEEL COMMERCIAL FAUCETS

www.bestware-stainless.com

IN 2015

WE ACHIEVED THE WORLD'S FIRST MASS PRODUCTION OF ALL-STAINLESS COMMERCIAL FAUCET

WHO We Are

-  Premier Solution Provider of One-stop Stainless Steel Commercial Faucets
-  Pioneer of the Stainless Steel Revolution in the Industry
-  Pursuer of Ultimate User Experience and Exceptional Product Quality
-  Implementor of Sustainable Development
-  A Young and Innovative Team Full of Vitality
-  A Dedicated and Agile Startup Enterprise

Founded in 2003 (initially as Bailing Factory), Bestware is an innovative enterprise specializing in R&D, production, and sales. With 5 groundbreaking patents, we have become the most authoritative manufacturing expert with the strongest technological R&D capabilities in the field of stainless steel commercial faucets.

In 2013, Bestware predicted stainless steel's rise in commercial faucets, anticipating brass's replacement. By 2015, we led the industry by mass producing all-stainless steel faucets (100% metal components utilize food-grade SUS304). We prioritize quality, customer needs, and ergonomics, delivering exceptional products.

As an innovative enterprise, Bestware boasts a young and dynamic team that specializes in the field of stainless steel materials. The company adopts a flat management structure, enabling it to flexibly respond to market and customer demands, and quickly launch new products and customized solutions.





WRAS



CUPC



SGS



EUROPEAN PATENT



LEAD FREE



NSF61



UTILITY PATENT / INVENTION PATENT

EXPERTISE IN

STAINLESS STEEL

2003 Established the Bestware brand, derived from "Best Hardware". In the commercial plumbing industry, the finest hardware material is stainless steel—our specialty. Durable, eco-friendly and healthy, it is poised to replace brass, symbolizing our mission to lead industry innovation and sustainability.

2007 Andy Huang established the factory (formerly known as Bailing Factory).

2015 Achieved a global breakthrough by mass-producing the first all-stainless steel commercial faucets, breaking the brass faucet monopoly and inaugurating a new era for stainless steel commercial faucets.

2016 Established Bestware's headquarters.











2019 Launched the sensor series stainless steel faucets, entering the electronic sensor product market.

2020 Launched the adjustable timed flow stainless steel metering faucet, enabling customizable water flow delay (6-16 seconds)—the longest range in public faucets.

2021 Introduced the industry-leading French ATEQ leak detection instrument as the quality backbone for our entire product line, ensuring a 100% leak-proof rate.

2022 Launched the commercial sparkling water dispenser (4 in 1), an undercounter water dispenser that combines hot, ambient, cold, and sparkling water functionalities in one.

2024 Launched the thermostatic sensor faucet/2 in 1 soap and the washing multifunctional thermostatic sensor faucet. These products are the world's most precise temperature-controlled and highest anti-scald rating integrated public sensor faucets.

**UNCOMPROMISING
DRINKING WATER QUALITY**



Bestware firmly believed from early on that stainless steel would ultimately replace brass. In 2013, we made the bold decision to choose it as the material for the new generation of commercial faucets. By 2015, we became the world's first company to achieve mass production of all-stainless steel commercial faucets, pioneering this shift in the industry. Over the past decade, through relentless refinement and innovation, our products have firmly established themselves as a benchmark for quality in the industry, gaining widespread trust and recognition from our customers. Today, we are renowned for delivering top-tier stainless steel commercial faucets and continue to lead the industry toward sustainable development.

WHY

choose stainless steel

The multiple advantages of stainless steel (**listed below**), combined with the increasing implementation of restrictions on brass (lead) usage and chrome plating bans across various countries, are driving a stainless steel revolution in the industry. Stainless steel is gradually replacing brass as the preferred material for the next generation of commercial faucets.



Lead-free Safety

Ensures water quality and health, free from lead and the corrosion caused by brass patina.



Durable and Resilient

With significantly higher hardness than brass, it is more suitable for high-frequency, high-wear commercial or public environments.



Eco-friendly

100% recyclable, with no need for electroplating during production, unlike brass, which generates substantial environmental pollution.




Easy to Clean

With a smooth, oxidation-resistant surface, stainless steel is less prone to dirt buildup and is easy to clean, becoming shinier with every wash.



High Long-term Value

Though initially more expensive, stainless steel faucets offer superior durability, corrosion resistance, and easier maintenance, resulting in a longer lifespan and lower lifetime costs. Additionally, their lead- and patina-free properties contribute significant health benefits, making them a smart long-term investment.



**RELIABLE &
TRUSTWORTHY**

WHY choose Bestware

✓ Enterprise Advantages

Solution Provider

A pioneer in the stainless steel revolution within the industry, and a leading provider of one-stop commercial stainless steel faucet solution.



Technological Leadership

With over a decade of accumulated expertise in stainless steel commercial faucet technology, 100% independent innovation, and micron-level precision machining, Bestware stands as the most established manufacturer in the stainless steel industry.



Exceptional Quality

Comprehensive quality control system with full product inspection to ensure a 100% product pass rate before leaving the factory.



Sustainable Development

Our stainless steel products are lead-free, environmentally friendly, and recyclable, with no plating pollution during the manufacturing process. Additionally, we continuously improve production technology and efficiency to reduce energy consumption and emissions.



✓ Product Advantages

Since its establishment, Bestware has always adhered to the principle of "solving industry pain points through product selling points", creating more value for customers. Below is an overview of our unique selling points.



Pre Rinse Faucet



Pain Points	Selling Points
Brass Contains Lead, Relatively Soft	SUS304 (Lead-free), Perfect for High-wear Commercial Use
High Hose Leakage Rate and Short Lifespan	Exclusive Stainless Steel Hose, 200K+ Rotations Under High Temp & Pressure
Low-power, Poor Ergonomics Spray Valve	Patented Dual-function Spray Valve for Powerful/Large-area Washing
Brass Valve Core with Poor Wear Resistance	Use SUS304, Wear-resistant/Leak-resistant/Low Replacement Frequency

Note: Suitable for European and American Style Models



Sensor Drinking Bubbler



Pain Points	Selling Points
Brass Contains Lead, Relatively Soft	SUS304 (Lead-free), Perfect for High-wear Public Use
Sensor Failure from Electromagnetic Interference	First Sensor Drinking Bubbler with 10 V/m EMI Resistance for Public Use
No Self-cleaning, Leading to Bacteria Growth	24-hour Auto-cleaning System for Hygienic Water Quality
Water Flow Instability During Pressure Fluctuations	Advanced Water Pressure Balancing for Stable Flow



Sensor Faucet

Pain Points	Selling Points
Manual Temp Control, Lacks Precision	Smart Temperature Control with Precision, Set via Digital Glass Panel ($\pm 1^{\circ}\text{C}$)
Low Sensitivity, Higher Failure Rates	High-sensitivity Activation in 0.2 s and Closure in 1 s with Fast Response
Unstable Temp, Hot and Cold Fluctuations	Smart Sensing for Precise Temp Control, Unaffected by Water Pressure
No Check Valve, Complicated Maintenance	Built-in Check Valve for Auto Shutoff, No Main Valve Shut-off (Model WST Only)



Metering Faucet

Pain Points	Selling Points
Brass Contains Lead, Relatively Soft	SUS304 (Lead-free), Perfect for High-wear Public Use
No Flow Time Adjustment, Unstable Flow	Adjustable Water Flow (6-16 Seconds) with Smooth, Stable Flow
Hard to Press, Inconvenient for Public Use	Easy to Press, Suitable for All Ages, Especially Seniors and Kids



Commercial Sparkling Water Dispenser

Pain Points	Selling Points
Carbonation Below Standard, Mediocre Taste	Industry-leading Sparkling Taste, High-efficiency Atomization Produces Fine, Long-lasting Bubbles at an Optimal 2.5–3.5 g/L for Superior Taste
Insufficient Single Dispensing Output of Sparkling Water	Single Dispensing Output up to 3 L, Meeting Peak Commercial Demand
Poor User Experience	1.5-inch OLED HD Animated Display for Clear Visuals; Large Single-serving Output Cuts Wait Time; Wide Adjustable Water Temp (0–8°C Chilled, 45–98°C Hot)
May Produce Mixed Hot and Cold Water, Affecting Taste	Independent Four-tube for Pure Taste; 4 Kinds of Water Remain Separate; Laminar-flow Heating Prevents Mixing of Hot and Cold Water
PP+Carbon Filtration with Mid-section UV Causes Insufficient Hygiene, Affecting Coffee Taste	High Hygiene with RO Three-stage Filtration ($\leq 0.0001 \mu\text{m}$) Removes Heavy Metals and Bacteria; Terminal UV Sterilization $\geq 99.99\%$ Ensures Sanitary Water
All-day High Energy Consumption; Not Energy-efficient	Automatically Adjusts to Peak and Off-peak Demand; 100% Steam Recovery Technology Saves Water and Energy
Unattractive Faucet Appearance	Streamlined Faucet Design with SUS304 Plasma Mirror Finish; Sleek and Stylish, Seamlessly Fits Commercial Spaces
Faucet Lacks Anti-scald Protection	Internal Tubing Uses PP Corrugated Tubes for Superior Insulation, Preventing Surface Overheating During Extended Hot Water Use
Poor Quality and Inconvenient After-sales Service	18-month Warranty on Complete Unit (RO Excluded), Replacement Only

✓ **Our Commitments**

- 97%+** Product Satisfaction Upon Receipt by Customers
- 100%** 304/316 Stainless Steel (Unless Specified Otherwise)
- 100%** Product Qualification Rate at Factory Shipment
- 100%** Customer Complaint Resolution Rate



Take Bestware for a Spin, and It'll Be Your Go-to Forever!

CONTENTS

STAINLESS COMMERCIAL FAUCET



PRE RINSE FAUCET 01

European Style	02
American Style	14
Affordable Luxury Style	24
Economy Style	28



SPRAY VALVE 33

Dual Function	33
Single Function	34



DRINKING TAP 35

Drinking Bubbler	36
Bottle Filler	42
Drinking Fountain	47



SENSOR FAUCET 59

Thermostatic	60
Single Cold	64



METERING FAUCET 67

Deck Mount	69
Wall Mount	70



MANUAL FAUCET 71

European Style	72
American Style	76
Economy Style	79
Other Styles	81



GLASS RINSER 85

Compact Body	86
Long Body	86



LABORATORY FAUCET 87

Aerator	87
Serrated Tip	89



WASH SINK 91

Knee Operated	91
Sensor Series	92



HOSE REEL 93

Open	94
Enclosed	94



COMMERCIAL WATER DISPENSER 95

Sparkling	95
Hot and Pure	103

PRE RINSE FAUCET

EXPERTISE IN STAINLESS STEEL
BESTWARE
 ONE-STOP SOLUTION PROVIDER OF STAINLESS COMMERCIAL FAUCETS

Key Parts		Features
Spray Valve	Dual-function (Standard)	Two Modes for Powerful Washing and Large-area Washing
		24 Precisely Designed Angles Ensure Uniform Flow and Broad Coverage
	Reduces Water Hammer, Protecting Water Piping	
Hose	Single-function (Optional)	Ergonomic Hydraulic Buffer Reduces Fatigue During Extended Use
	Material	Inner with EPDM, Outer with SUS304, Heat-resistant up to 95°C
	Structure	360° Rotating Head and Universal Ball Joint, up to 155 kg Pulling Force
Valve Core	Lifespan	Up to 200,000+ Rotations and Swings
	Material	SUS304 Slow-opening Valve Core, up to 200,000+ Cycles
Aerator	Kind	Neoperl Brand, Provides Excellent Water Control, Prevents Splashing



EXPERTISE IN STAINLESS STEEL
BESTWARE
 ONE-STOP SOLUTION PROVIDER OF STAINLESS COMMERCIAL FAUCETS

EUROPEAN STYLE



EUROPEAN STYLE

EXPERTISE IN STAINLESS STEEL

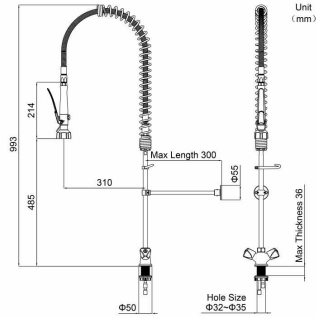
BESTWARE

ONE-STOP SOLUTION PROVIDER OF STAINLESS COMMERCIAL FAUCETS



EF100

Standard Style Deck Mount Pre Rinse Faucet

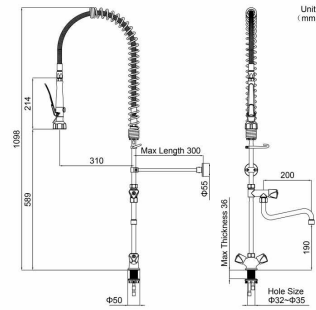


Attributes	Details
Add-on Swing Nozzle	/
Neoperl Aerator Water Flow	/
Temperature Control	Dual-handles Dual-control Hot and Cold Adjustment
Hole Size	Φ32-35 mm



EF200

Standard Style Deck Mount Pre Rinse Faucet



Attributes	Details
Add-on Swing Nozzle	7.87"(200 mm)
Neoperl Aerator Water Flow	Available in 2.11 GPM (8 LPM) or 3.96 GPM (15 LPM) Options
Temperature Control	Dual-handles Dual-control Hot and Cold Adjustment
Hole Size	Φ32-35 mm

EXPERTISE IN STAINLESS STEEL

BESTWARE

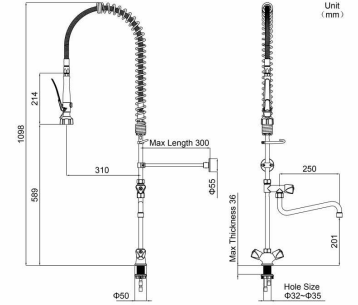
ONE-STOP SOLUTION PROVIDER OF STAINLESS COMMERCIAL FAUCETS

EUROPEAN STYLE



EF250

Standard Style Deck Mount Pre Rinse Faucet

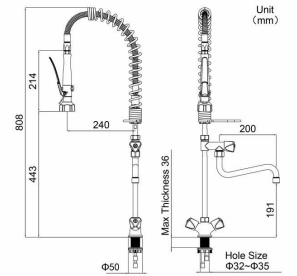


Attributes	Details
Add-on Swing Nozzle	9.84"(250 mm)
Neoperl Aerator Water Flow	Available in 2.11 GPM (8 LPM) or 3.96 GPM (15 LPM) Options
Temperature Control	Dual-handles Dual-control Hot and Cold Adjustment
Hole Size	Φ32-35 mm



EF200C

Mini Style Deck Mount Pre Rinse Faucet



Attributes	Details
Add-on Swing Nozzle	7.87"(200 mm)
Neoperl Aerator Water Flow	Available in 2.11 GPM (8 LPM) or 3.96 GPM (15 LPM) Options
Temperature Control	Dual-handles Dual-control Hot and Cold Adjustment
Hole Size	Φ32-35 mm

EUROPEAN STYLE

EXPERTISE IN STAINLESS STEEL

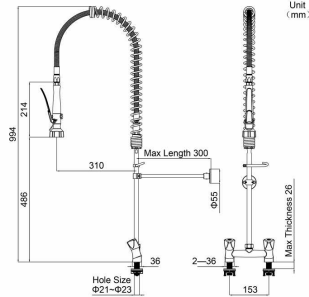
BESTWARE

ONE-STOP SOLUTION PROVIDER OF STAINLESS COMMERCIAL FAUCETS



EH100

Standard Style Dual Deck Mount Pre Rinse Faucet

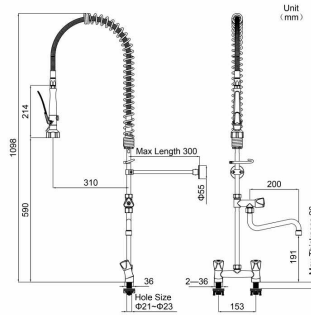


Attributes	Details
Add-on Swing Nozzle	/
Neoperl Aerator Water Flow	/
Temperature Control	Dual-handles Dual-control Hot and Cold Adjustment
Hole Size	Φ21-23 mm, Hole-to-hole Dimension 6"(153 mm)



EH200

Standard Style Dual Deck Mount Pre Rinse Faucet



Attributes	Details
Add-on Swing Nozzle	7.87"(200 mm)
Neoperl Aerator Water Flow	Available in 2.11 GPM (8 LPM) or 3.96 GPM (15 LPM) Options
Temperature Control	Dual-handles Dual-control Hot and Cold Adjustment
Hole Size	Φ21-23 mm, Hole-to-hole Dimension 6"(153 mm)

EXPERTISE IN STAINLESS STEEL

BESTWARE

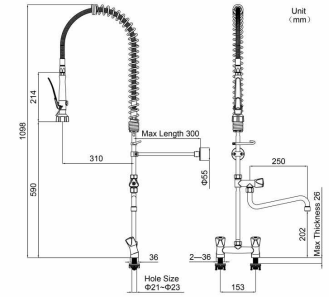
ONE-STOP SOLUTION PROVIDER OF STAINLESS COMMERCIAL FAUCETS

EUROPEAN STYLE



EH250

Standard Style Dual Deck Mount Pre Rinse Faucet

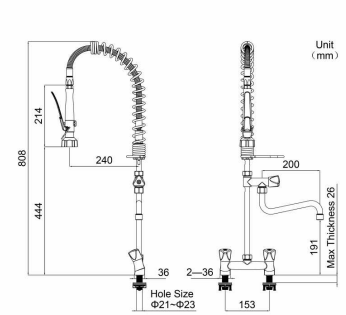


Attributes	Details
Add-on Swing Nozzle	9.84"(250 mm)
Neoperl Aerator Water Flow	Available in 2.11 GPM (8 LPM) or 3.96 GPM (15 LPM) Options
Temperature Control	Dual-handles Dual-control Hot and Cold Adjustment
Hole Size	Φ21-23 mm, Hole-to-hole Dimension 6"(153 mm)



EH200C

Mini Style Dual Deck Mount Pre Rinse Faucet



Attributes	Details
Add-on Swing Nozzle	7.87"(200 mm)
Neoperl Aerator Water Flow	Available in 2.11 GPM (8 LPM) or 3.96 GPM (15 LPM) Options
Temperature Control	Dual-handles Dual-control Hot and Cold Adjustment
Hole Size	Φ21-23 mm, Hole-to-hole Dimension 6"(153 mm)

EUROPEAN STYLE

EXPERTISE IN STAINLESS STEEL

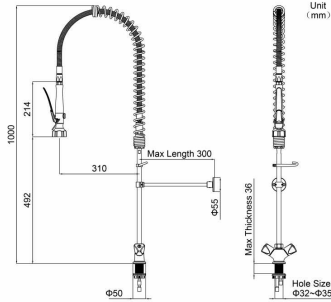
BESTWARE

ONE-STOP SOLUTION PROVIDER OF STAINLESS COMMERCIAL FAUCETS



ED100

Standard Style Deck Mount Pre Rinse Faucet

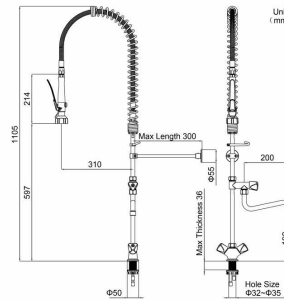


Attributes	Details
Add-on Swing Nozzle	/
Neoperl Aerator Water Flow	/
Temperature Control	Dual-handles Dual-control Hot and Cold Adjustment
Hole Size	Φ32-35 mm



ED200

Standard Style Deck Mount Pre Rinse Faucet



Attributes	Details
Add-on Swing Nozzle	7.87"(200 mm)
Neoperl Aerator Water Flow	Available in 2.11 GPM (8 LPM) or 3.96 GPM (15 LPM) Options
Temperature Control	Dual-handles Dual-control Hot and Cold Adjustment
Hole Size	Φ32-35 mm

EXPERTISE IN STAINLESS STEEL

BESTWARE

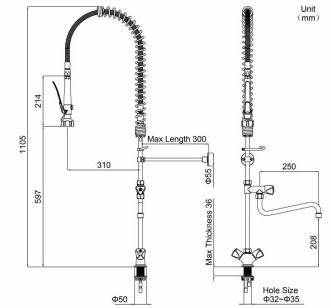
ONE-STOP SOLUTION PROVIDER OF STAINLESS COMMERCIAL FAUCETS

EUROPEAN STYLE



ED250

Standard Style Deck Mount Pre Rinse Faucet

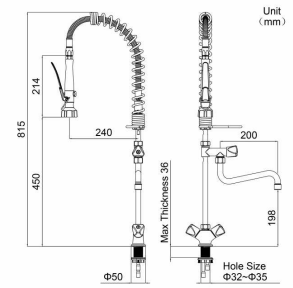


Attributes	Details
Add-on Swing Nozzle	9.84"(250 mm)
Neoperl Aerator Water Flow	Available in 2.11 GPM (8 LPM) or 3.96 GPM (15 LPM) Options
Temperature Control	Dual-handles Dual-control Hot and Cold Adjustment
Hole Size	Φ32-35 mm



ED200C

Mini Style Deck Mount Pre Rinse Faucet



Attributes	Details
Add-on Swing Nozzle	7.87"(200 mm)
Neoperl Aerator Water Flow	Available in 2.11 GPM (8 LPM) or 3.96 GPM (15 LPM) Options
Temperature Control	Dual-handles Dual-control Hot and Cold Adjustment
Hole Size	Φ32-35 mm

EUROPEAN STYLE

EXPERTISE IN STAINLESS STEEL

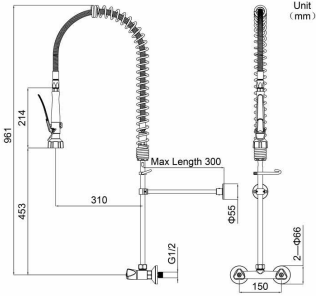
BESTWARE

ONE-STOP SOLUTION PROVIDER OF STAINLESS COMMERCIAL FAUCETS



EW100

Standard Style Wall Mount Pre Rinse Faucet

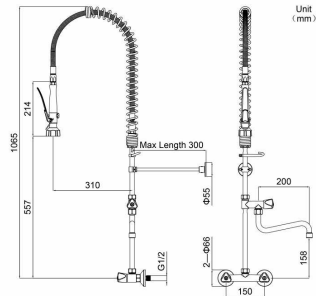


Attributes	Details
Add-on Swing Nozzle	/
Neoperl Aerator Water Flow	/
Temperature Control	Dual-handles Dual-control Hot and Cold Adjustment
Hole Size	G1/2, Hole-to-hole Dimension 5.91"(150 mm)



EW200

Standard Style Wall Mount Pre Rinse Faucet



Attributes	Details
Add-on Swing Nozzle	7.87"(200 mm)
Neoperl Aerator Water Flow	Available in 2.11 GPM (8 LPM) or 3.96 GPM (15 LPM) Options
Temperature Control	Dual-handles Dual-control Hot and Cold Adjustment
Hole Size	G1/2, Hole-to-hole Dimension 5.91"(150 mm)

EXPERTISE IN STAINLESS STEEL

BESTWARE

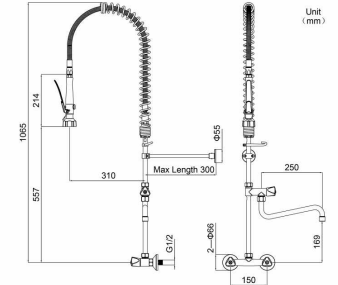
ONE-STOP SOLUTION PROVIDER OF STAINLESS COMMERCIAL FAUCETS

EUROPEAN STYLE



EW250

Standard Style Wall Mount Pre Rinse Faucet

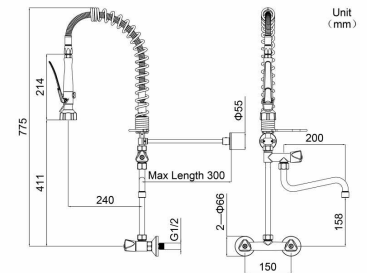


Attributes	Details
Add-on Swing Nozzle	9.84"(250 mm)
Neoperl Aerator Water Flow	Available in 2.11 GPM (8 LPM) or 3.96 GPM (15 LPM) Options
Temperature Control	Dual-handles Dual-control Hot and Cold Adjustment
Hole Size	G1/2, Hole-to-hole Dimension 5.91"(150 mm)



EW200C

Mini Style Wall Mount Pre Rinse Faucet



Attributes	Details
Add-on Swing Nozzle	7.87"(200 mm)
Neoperl Aerator Water Flow	Available in 2.11 GPM (8 LPM) or 3.96 GPM (15 LPM) Options
Temperature Control	Dual-handles Dual-control Hot and Cold Adjustment
Hole Size	G1/2, Hole-to-hole Dimension 5.91"(150 mm)

EUROPEAN STYLE

EXPERTISE IN STAINLESS STEEL

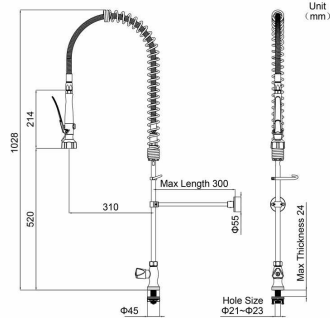
BESTWARE

ONE-STOP SOLUTION PROVIDER OF STAINLESS COMMERCIAL FAUCETS



ES100

Standard Style Deck Mount Pre Rinse Faucet

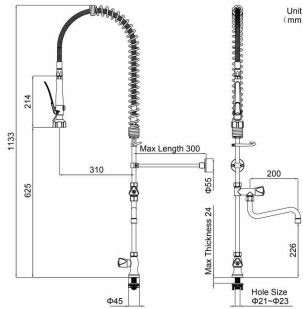


Attributes	Details
Add-on Swing Nozzle	/
Neoperl Aerator Water Flow	/
Temperature Control	Single-handle Single-control Cold Water Only
Hole Size	Φ21-23 mm



ES200

Standard Style Deck Mount Pre Rinse Faucet



Attributes	Details
Add-on Swing Nozzle	7.87"(200 mm)
Neoperl Aerator Water Flow	Available in 2.11 GPM (8 LPM) or 3.96 GPM (15 LPM) Options
Temperature Control	Single-handle Single-control Cold Water Only
Hole Size	Φ21-23 mm

EXPERTISE IN STAINLESS STEEL

BESTWARE

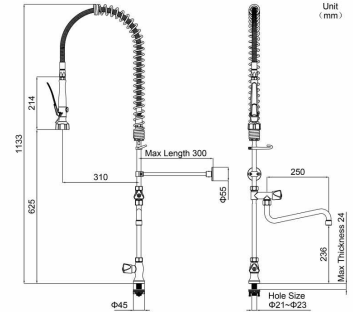
ONE-STOP SOLUTION PROVIDER OF STAINLESS COMMERCIAL FAUCETS

EUROPEAN STYLE



ES250

Standard Style Deck Mount Pre Rinse Faucet

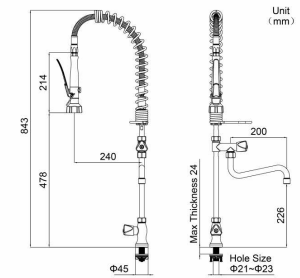


Attributes	Details
Add-on Swing Nozzle	9.84"(250 mm)
Neoperl Aerator Water Flow	Available in 2.11 GPM (8 LPM) or 3.96 GPM (15 LPM) Options
Temperature Control	Single-handle Single-control Cold Water Only
Hole Size	Φ21-23 mm



ES200C

Mini Style Deck Mount Pre Rinse Faucet



Attributes	Details
Add-on Swing Nozzle	7.87"(200 mm)
Neoperl Aerator Water Flow	Available in 2.11 GPM (8 LPM) or 3.96 GPM (15 LPM) Options
Temperature Control	Single-handle Single-control Cold Water Only
Hole Size	Φ21-23 mm

PRE RINSE FAUCET

EXPERTISE IN STAINLESS STEEL
BESTWARE
 ONE-STOP SOLUTION PROVIDER OF STAINLESS COMMERCIAL FAUCETS

Key Parts		Features
Spray Valve	Dual-function (Standard)	Two Modes for Powerful Washing and Large-area Washing
		24 Precisely Designed Angles Ensure Uniform Flow and Broad Coverage
	Reduces Water Hammer, Protecting Water Piping	
Hose	Single-function (Optional)	Ergonomic Hydraulic Buffer Reduces Fatigue during Extended Use
	Material	Inner with EPDM, Outer with SUS304, Heat-resistant up to 95°C
	Structure	360° Rotating Head and Universal Ball Joint, up to 155 kg Pulling Force
Valve Core	Lifespan	Up to 200,000+ Rotations and Swings
	Material	SUS304 Rapid Screw Valve Core, up to 200,000+ Cycles
Aerator	Kind	Neoperl Brand, Provides Excellent Water Control, Prevents Splashing



100% SUS304
75% Less Fatigue
3X Rinsing Efficiency
5X Longer Lifespan
50% Faster Installation

EXPERTISE IN STAINLESS STEEL
BESTWARE
 ONE-STOP SOLUTION PROVIDER OF STAINLESS COMMERCIAL FAUCETS

AMERICAN STYLE



AMERICAN STYLE

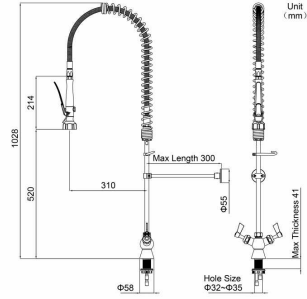
EXPERTISE IN STAINLESS STEEL

BESTWARE

ONE-STOP SOLUTION PROVIDER OF STAINLESS COMMERCIAL FAUCETS



100%
SUS304
WETTED PARTS



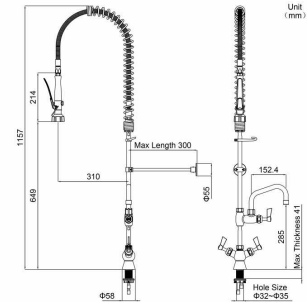
AA100

Standard Style Deck Mount Pre Rinse Faucet

Attributes	Details
Add-on Swing Nozzle	/
Neoperl Aerator Water Flow	/
Temperature Control	Dual-handles Dual-control Hot and Cold Adjustment
Hole Size	Φ32-35 mm



100%
SUS304
WETTED PARTS



AA106

Standard Style Deck Mount Pre Rinse Faucet

Attributes	Details
Add-on Swing Nozzle	6"(152.4 mm)
Neoperl Aerator Water Flow	Available in 2.11 GPM (8 LPM) or 3.96 GPM (15 LPM) Options
Temperature Control	Dual-handles Dual-control Hot and Cold Adjustment
Hole Size	Φ32-35 mm

EXPERTISE IN STAINLESS STEEL

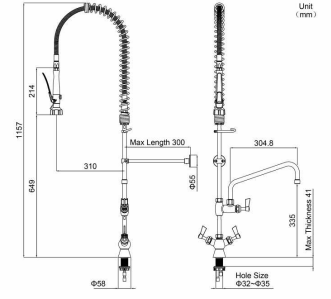
BESTWARE

ONE-STOP SOLUTION PROVIDER OF STAINLESS COMMERCIAL FAUCETS

AMERICAN STYLE



100%
SUS304
WETTED PARTS



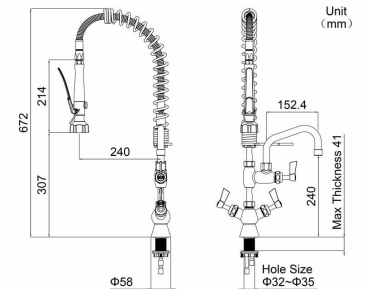
AA112

Standard Style Deck Mount Pre Rinse Faucet

Attributes	Details
Add-on Swing Nozzle	12"(304.8 mm)
Neoperl Aerator Water Flow	Available in 2.11 GPM (8 LPM) or 3.96 GPM (15 LPM) Options
Temperature Control	Dual-handles Dual-control Hot and Cold Adjustment
Hole Size	Φ32-35 mm



100%
SUS304
WETTED PARTS



AA106C

Mini Style Deck Mount Pre Rinse Faucet

Attributes	Details
Add-on Swing Nozzle	6"(152.4 mm)
Neoperl Aerator Water Flow	Available in 2.11 GPM (8 LPM) or 3.96 GPM (15 LPM) Options
Temperature Control	Dual-handles Dual-control Hot and Cold Adjustment
Hole Size	Φ32-35 mm

AMERICAN STYLE

EXPERTISE IN STAINLESS STEEL

BESTWARE

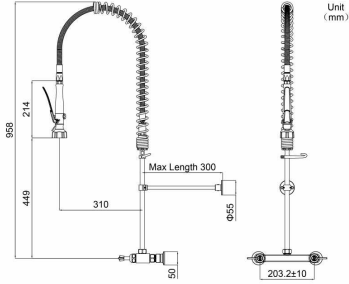
ONE-STOP SOLUTION PROVIDER OF STAINLESS COMMERCIAL FAUCETS



100%
SUS304
WETTED PARTS

AW800

Standard Style Wall Mount Pre Rinse Faucet



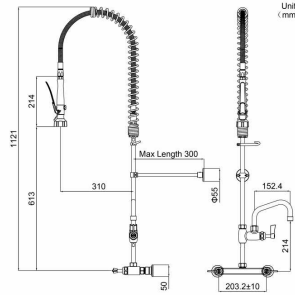
Attributes	Details
Add-on Swing Nozzle	/
Neoperl Aerator Water Flow	/
Temperature Control	Dual-handles Dual-control Hot and Cold Adjustment
Hole Size	G1/2, Hole-to-hole Dimension 8"(203.2±10 mm)



100%
SUS304
WETTED PARTS

AW806

Standard Style Wall Mount Pre Rinse Faucet



Attributes	Details
Add-on Swing Nozzle	6"(152.4 mm)
Neoperl Aerator Water Flow	Available in 2.11 GPM (8 LPM) or 3.96 GPM (15 LPM) Options
Temperature Control	Dual-handles Dual-control Hot and Cold Adjustment
Hole Size	G1/2, Hole-to-hole Dimension 8"(203.2±10 mm)

EXPERTISE IN STAINLESS STEEL

BESTWARE

ONE-STOP SOLUTION PROVIDER OF STAINLESS COMMERCIAL FAUCETS

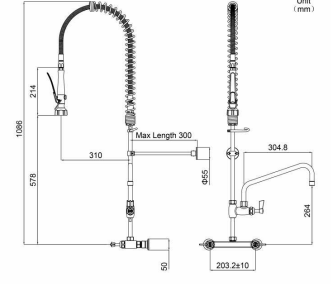
AMERICAN STYLE



100%
SUS304
WETTED PARTS

AW812

Standard Style Wall Mount Pre Rinse Faucet



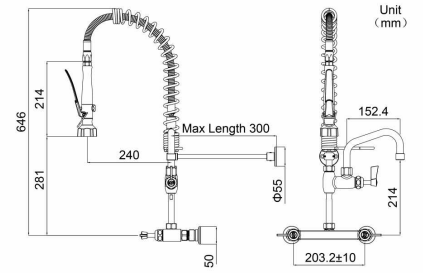
Attributes	Details
Add-on Swing Nozzle	12"(304.8 mm)
Neoperl Aerator Water Flow	Available in 2.11 GPM (8 LPM) or 3.96 GPM (15 LPM) Options
Temperature Control	Dual-handles Dual-control Hot and Cold Adjustment
Hole Size	G1/2, Hole-to-hole Dimension 8"(203.2±10 mm)



100%
SUS304
WETTED PARTS

AW806C

Mini Style Wall Mount Pre Rinse Faucet



Attributes	Details
Add-on Swing Nozzle	6"(152.4 mm)
Neoperl Aerator Water Flow	Available in 2.11 GPM (8 LPM) or 3.96 GPM (15 LPM) Options
Temperature Control	Dual-handles Dual-control Hot and Cold Adjustment
Hole Size	G1/2, Hole-to-hole Dimension 8"(203.2±10 mm)

AMERICAN STYLE

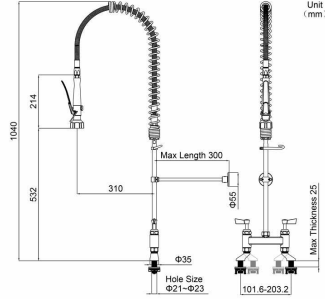
EXPERTISE IN STAINLESS STEEL

BESTWARE

ONE-STOP SOLUTION PROVIDER OF STAINLESS COMMERCIAL FAUCETS



100% SUS304 WETTED PARTS



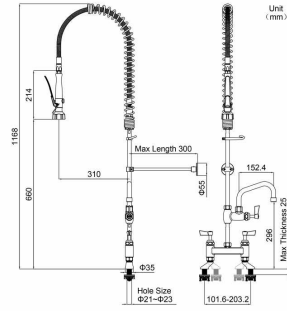
AD100

Standard Style Dual Deck Mount Pre Rinse Faucet

Attributes	Details
Add-on Swing Nozzle	/
Neoperl Aerator Water Flow	/
Temperature Control	Dual-handles Dual-control Hot and Cold Adjustment
Hole Size	Φ21-23 mm, Hole-to-hole Dimension 4"(101.6 mm)-8"(203.2 mm)



100% SUS304 WETTED PARTS



AD106

Standard Style Dual Deck Mount Pre Rinse Faucet

Attributes	Details
Add-on Swing Nozzle	6"(152.4 mm)
Neoperl Aerator Water Flow	Available in 2.11 GPM (8 LPM) or 3.96 GPM (15 LPM) Options
Temperature Control	Dual-handles Dual-control Hot and Cold Adjustment
Hole Size	Φ21-23 mm, Hole-to-hole Dimension 4"(101.6 mm)-8"(203.2 mm)

EXPERTISE IN STAINLESS STEEL

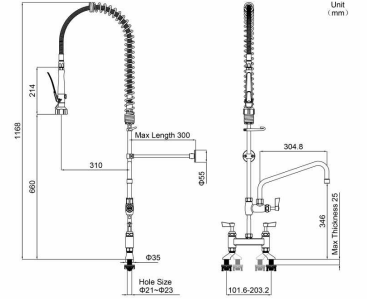
BESTWARE

ONE-STOP SOLUTION PROVIDER OF STAINLESS COMMERCIAL FAUCETS

AMERICAN STYLE



100% SUS304 WETTED PARTS



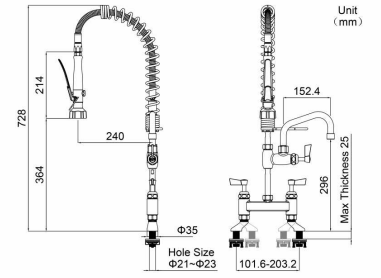
AD112

Standard Style Dual Deck Mount Pre Rinse Faucet

Attributes	Details
Add-on Swing Nozzle	12"(304.8 mm)
Neoperl Aerator Water Flow	Available in 2.11 GPM (8 LPM) or 3.96 GPM (15 LPM) Options
Temperature Control	Dual-handles Dual-control Hot and Cold Adjustment
Hole Size	Φ21-23 mm, Hole-to-hole Dimension 4"(101.6 mm)-8"(203.2 mm)



100% SUS304 WETTED PARTS



AD106C

Mini Style Dual Deck Mount Pre Rinse Faucet

Attributes	Details
Add-on Swing Nozzle	6"(152.4 mm)
Neoperl Aerator Water Flow	Available in 2.11 GPM (8 LPM) or 3.96 GPM (15 LPM) Options
Temperature Control	Dual-handles Dual-control Hot and Cold Adjustment
Hole Size	Φ21-23 mm, Hole-to-hole Dimension 4"(101.6 mm)-8"(203.2 mm)

AMERICAN STYLE

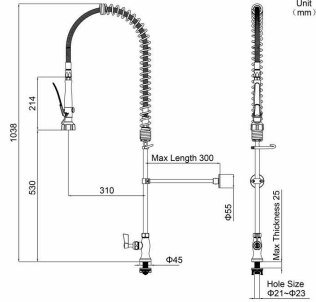
EXPERTISE IN STAINLESS STEEL

BESTWARE

ONE-STOP SOLUTION PROVIDER OF STAINLESS COMMERCIAL FAUCETS



100% SUS304 WETTED PARTS



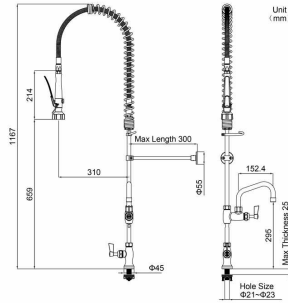
AS100

Standard Style Deck Mount Pre Rinse Faucet

Attributes	Details
Add-on Swing Nozzle	/
Neoperl Aerator Water Flow	/
Temperature Control	Single-handle Single-control Cold Water Only
Hole Size	Φ21-23 mm



100% SUS304 WETTED PARTS



AS106

Standard Style Deck Mount Pre Rinse Faucet

Attributes	Details
Add-on Swing Nozzle	6"(152.4 mm)
Neoperl Aerator Water Flow	Available in 2.11 GPM (8 LPM) or 3.96 GPM (15 LPM) Options
Temperature Control	Single-handle Single-control Cold Water Only
Hole Size	Φ21-23 mm

EXPERTISE IN STAINLESS STEEL

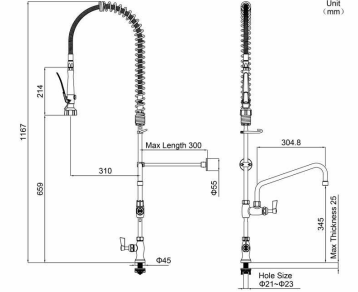
BESTWARE

ONE-STOP SOLUTION PROVIDER OF STAINLESS COMMERCIAL FAUCETS

AMERICAN STYLE



100% SUS304 WETTED PARTS



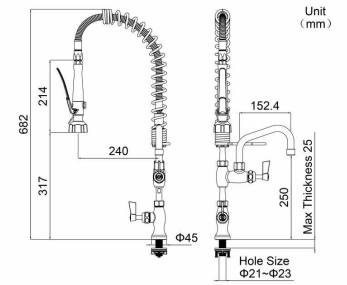
AS112

Standard Style Deck Mount Pre Rinse Faucet

Attributes	Details
Add-on Swing Nozzle	12"(304.8 mm)
Neoperl Aerator Water Flow	Available in 2.11 GPM (8 LPM) or 3.96 GPM (15 LPM) Options
Temperature Control	Single-handle Single-control Cold Water Only
Hole Size	Φ21-23 mm



100% SUS304 WETTED PARTS



AS106C

Mini Style Deck Mount Pre Rinse Faucet

Attributes	Details
Add-on Swing Nozzle	6"(152.4 mm)
Neoperl Aerator Water Flow	Available in 2.11 GPM (8 LPM) or 3.96 GPM (15 LPM) Options
Temperature Control	Single-handle Single-control Cold Water Only
Hole Size	Φ21-23 mm

PRE RINSE FAUCET

EXPERTISE IN STAINLESS STEEL
BESTWARE
 ONE-STOP SOLUTION PROVIDER OF STAINLESS COMMERCIAL FAUCETS

Key Parts		Features
Spray Valve	Dual-function (Standard)	Two Modes for Powerful Washing and Large-area Washing
		24 Precisely Designed Angles Ensure Uniform Flow and Broad Coverage
	Reduces Water Hammer, Protecting Water Piping	
Hose	Single-function (Optional)	Ergonomic Hydraulic Buffer Reduces Fatigue during Extended Use
	Material	Single Mode for Powerful Washing
	Structure	Inner with EPDM, Outer with SUS304, Heat-resistant up to 95°C
Valve Core	Lifespan	360° Rotating Head and Universal Ball Joint, up to 155 kg Pulling Force
	Material	Up to 200,000+ Rotations and Swings
Aerator	Kind	SEDAL Ceramic Valve Core, up to 140,000+ Cycles
		Neoperl Brand, Provides Excellent Water Control, Prevents Splashing



Single-handed
 Temperature Control
75% Less Fatigue
3X Rinsing Efficiency
 Ideal Choice for Open Kitchens



EXPERTISE IN STAINLESS STEEL
BESTWARE
 ONE-STOP SOLUTION PROVIDER OF STAINLESS COMMERCIAL FAUCETS

AFFORDABLE LUXURY STYLE

360°
 Durability with Universal Joint

100% SUS304 WETTED PARTS

Powerful

Large-area

Powerful

Dual Function (Standard)

Single Function (Optional)

Neoperl Aerator

SEDAL Ceramic Valve Core

Single-handle Dual-temperature Control

PRE RINSE FAUCET

EXPERTISE IN STAINLESS STEEL

BESTWARE

ONE-STOP SOLUTION PROVIDER OF STAINLESS COMMERCIAL FAUCETS

Key Parts		Features
Spray Valve	Single-function	Single Mode for Powerful Washing
Hose	Material	Inner with EPDM, Outer with SUS304, Heat-resistant up to 95°C
	Structure	Single 360° Rotating Head, up to 155 kg Pulling Force
Valve Core	Material	SUS304 Fast-opening Ceramic Valve Core, up to 200,000+ Cycles
Aerator	Function	Prevents Splashing



Stainless Steel Quality
at a Brass Price
Cost-effective Solution



EXPERTISE IN STAINLESS STEEL

BESTWARE

ONE-STOP SOLUTION PROVIDER OF STAINLESS COMMERCIAL FAUCETS

ECONOMY STYLE



ECONOMY STYLE

EXPERTISE IN STAINLESS STEEL

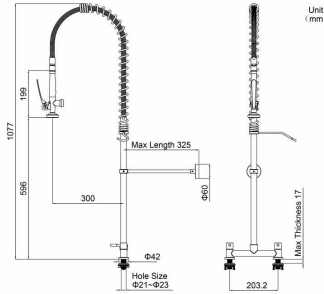
BESTWARE

ONE-STOP SOLUTION PROVIDER OF STAINLESS COMMERCIAL FAUCETS



ECD100

Standard Style Dual Deck Mount Pre Rinse Faucet

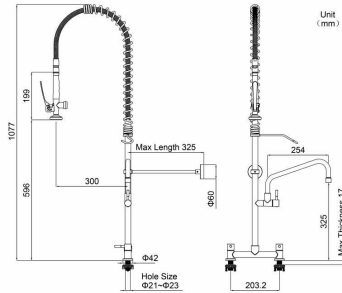


Attributes	Details
Add-on Swing Nozzle	/
Aerator Water Flow	/
Temperature Control	Dual-handles Dual-control Hot and Cold Adjustment
Hole Size	Φ21-23 mm, Hole-to-hole Dimension 8"(203.2 mm)



ECD110

Standard Style Dual Deck Mount Pre Rinse Faucet



Attributes	Details
Add-on Swing Nozzle	10"(254 mm)
Aerator Water Flow	Available in 3.96 GPM (15 LPM)
Temperature Control	Dual-handles Dual-control Hot and Cold Adjustment
Hole Size	Φ21-23 mm, Hole-to-hole Dimension 8"(203.2 mm)

EXPERTISE IN STAINLESS STEEL

BESTWARE

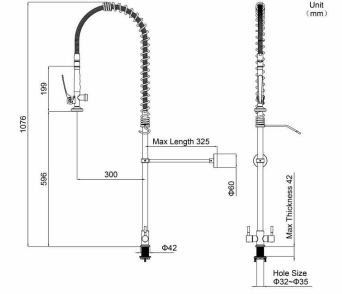
ONE-STOP SOLUTION PROVIDER OF STAINLESS COMMERCIAL FAUCETS

ECONOMY STYLE



ECH100

Standard Style Deck Mount Pre Rinse Faucet

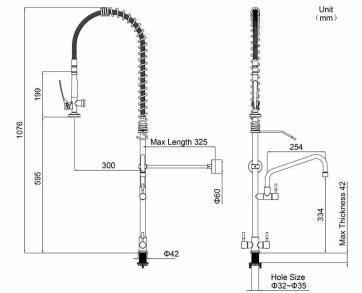


Attributes	Details
Add-on Swing Nozzle	/
Aerator Water Flow	/
Temperature Control	Dual-handles Dual-control Hot and Cold Adjustment
Hole Size	Φ32-35 mm



ECH110

Standard Style Deck Mount Pre Rinse Faucet



Attributes	Details
Add-on Swing Nozzle	10"(254 mm)
Aerator Water Flow	Available in 3.96 GPM (15 LPM)
Temperature Control	Dual-handles Dual-control Hot and Cold Adjustment
Hole Size	Φ32-35 mm

ECONOMY STYLE

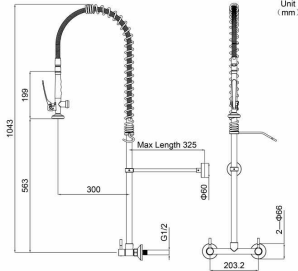
EXPERTISE IN STAINLESS STEEL

BESTWARE

ONE-STOP SOLUTION PROVIDER OF STAINLESS COMMERCIAL FAUCETS



80%
SUS304
WETTED PARTS



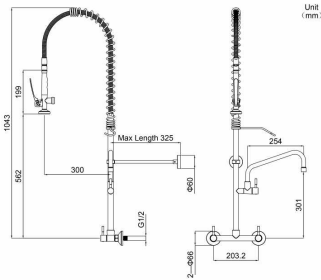
ECW100

Standard Style Wall Mount Pre Rinse Faucet

Attributes	Details
Add-on Swing Nozzle	/
Aerator Water Flow	/
Temperature Control	Dual-handles Dual-control Hot and Cold Adjustment
Hole Size	G1/2, Hole-to-hole Dimension 8"(203.2 mm)



80%
SUS304
WETTED PARTS



ECW110

Standard Style Wall Mount Pre Rinse Faucet

Attributes	Details
Add-on Swing Nozzle	10"(254 mm)
Aerator Water Flow	Available in 3.96 GPM (15 LPM)
Temperature Control	Dual-handles Dual-control Hot and Cold Adjustment
Hole Size	G1/2, Hole-to-hole Dimension 8"(203.2 mm)

EXPERTISE IN STAINLESS STEEL

BESTWARE

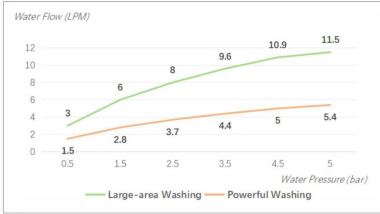
ONE-STOP SOLUTION PROVIDER OF STAINLESS COMMERCIAL FAUCETS

ECONOMY STYLE



SPRAY VALVE

EXPERTISE IN STAINLESS STEEL
BESTWARE
 ONE-STOP SOLUTION PROVIDER OF STAINLESS COMMERCIAL FAUCETS



Flow Rate Table

100% SUS304
 WETTED PARTS



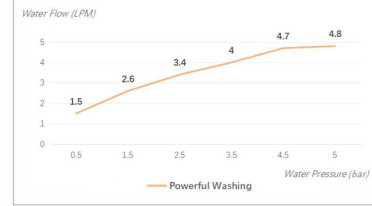
BWSG-SSE

Patented Dual-function Spray Valve

Key Parts	Features	
Spray Valve	Dual-function	Two Modes for Powerful Washing and Large-area Washing
		24 Precisely Designed Angles Ensure Uniform Flow and Broad Coverage
		Reduces Water Hammer, Protecting Water Piping
	Ergonomic Hydraulic Buffer Reduces Fatigue during Extended Use	
Material	SUS304, up to 200,000+ Cycles	

EXPERTISE IN STAINLESS STEEL
BESTWARE
 ONE-STOP SOLUTION PROVIDER OF STAINLESS COMMERCIAL FAUCETS

SPRAY VALVE



Flow Rate Table

100% SUS304
 WETTED PARTS



BWSG-SSJ

Single-function Spray Valve

Key Parts	Features	
Spray Valve	Single-function	Single Mode for Powerful Washing
		Reduces Water Hammer, Protecting Water Piping
	Ergonomic Hydraulic Buffer Reduces Fatigue during Extended Use	
Material	SUS304, up to 200,000+ Cycles	

DRINKING TAP

EXPERTISE IN STAINLESS STEEL
BESTWARE
 ONE-STOP SOLUTION PROVIDER OF STAINLESS COMMERCIAL FAUCETS

Key Parts	Features
Material	SUS304 (Lead-free), Perfect for High-wear Public Use
Activation Time	High-sensitivity Activation in 0.2 s with Fast Response
EMI Resistance	First Sensor Drinking Bubbler with 10 V/m EMI Resistance for Public
Auto-cleaning	24-hour Auto-cleaning System for Hygienic Water Quality
Water Cutoff Protection	Automatic Shutoff for Cold Water Loss, Power Failure, or Accidental Activation
Water Flow	Advanced Water Pressure Balancing for Stable Flow
Valve Core Lifespan	Up to 1,000,000+ Cycles



100% SUS304

0.2S

Sensor-activated Water Flow

3X

Enhanced EMI Resistance



EXPERTISE IN STAINLESS STEEL
BESTWARE
 ONE-STOP SOLUTION PROVIDER OF STAINLESS COMMERCIAL FAUCETS

DRINKING BUBBLER

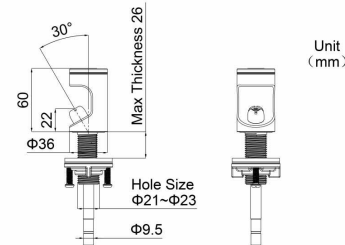
Power Supply Options:



① Battery Power Supply



② Main Power Supply



Unit (mm)



Touchless Activation



Water Flow Adjustable



ABUBAB/ABUBAM

Sensor Deck Mount Drinking Bubbler with Battery Power Supply/Main Power Supply

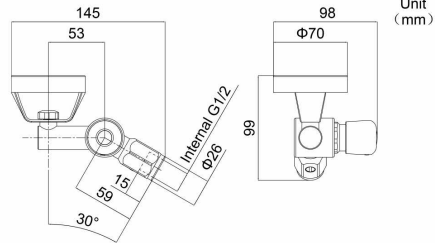
Attributes	Details
Switching Mechanism	Touchless, Hand Wave Sensor Activation and Deactivation (or Auto Shut-off within 6 s)
Power Supply Mode	Available in Battery or Main Power Supply Options
Water Flow Height	Adjustable
Hole Size	Φ21-23 mm

DRINKING BUBBLER

EXPERTISE IN STAINLESS STEEL

BESTWARE

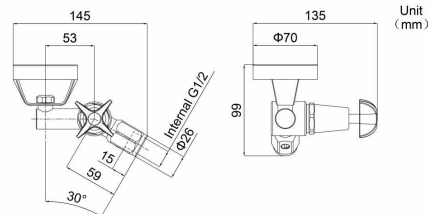
ONE-STOP SOLUTION PROVIDER OF STAINLESS COMMERCIAL FAUCETS



BUBS-PB

Manual Wall Mount Drinking Bubbler with Push Button

Attributes	Details
Switching Mechanism	Press for Instant Water Flow, Stops when Released
Compatible Installation Angle	30°
Water Flow Height	Adjustable
Hole Size	G1/2



BUBS-CH

Manual Wall Mount Drinking Bubbler with Vandal Resistant Cross Handle

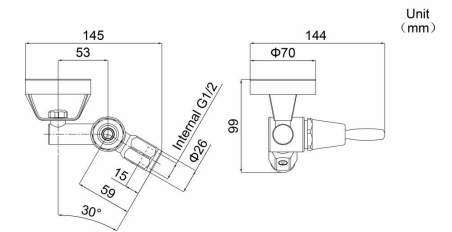
Attributes	Details
Switching Mechanism	Switch for Instant Water Flow, Stops when Released
Compatible Installation Angle	30°
Water Flow Height	Adjustable
Hole Size	G1/2

EXPERTISE IN STAINLESS STEEL

BESTWARE

ONE-STOP SOLUTION PROVIDER OF STAINLESS COMMERCIAL FAUCETS

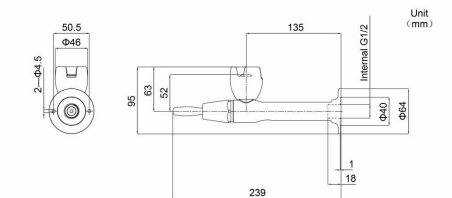
DRINKING BUBBLER



BUBS-LH

Manual Wall Mount Drinking Bubbler with Lever Handle

Attributes	Details
Switching Mechanism	Swing for Instant Water Flow, Stops when Released
Compatible Installation Angle	30°
Water Flow Height	Adjustable
Hole Size	G1/2



BUBL-LH

Manual Wall Mount Drinking Bubbler with Lever Handle

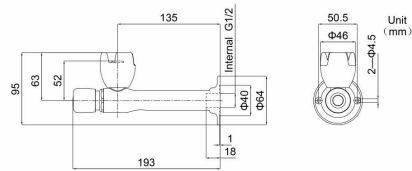
Attributes	Details
Switching Mechanism	Swing for Instant Water Flow, Stops when Released
Nozzle Versatility	Interchangeable Nozzle, Converted to Bottle Filler
Water Flow Height	Adjustable
Hole Size	G1/2

DRINKING BUBBLER

EXPERTISE IN STAINLESS STEEL

BESTWARE

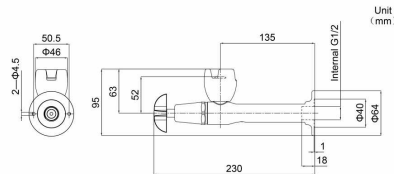
ONE-STOP SOLUTION PROVIDER OF STAINLESS COMMERCIAL FAUCETS



BUBL-PB

Manual Wall Mount Drinking Bubbler with Push Button

Attributes	Details
Switching Mechanism	Press for Instant Water Flow, Stops when Released
Nozzle Versatility	Interchangeable Nozzle, Converted to Bottle Filler
Water Flow Height	Adjustable
Hole Size	G1/2



BUBL-CH

Manual Wall Mount Drinking Bubbler with Vandal Resistant Cross Handle

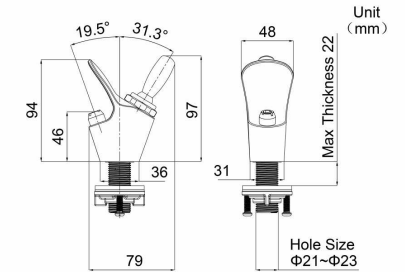
Attributes	Details
Switching Mechanism	Switch for Instant Water Flow, Stops when Released
Nozzle Versatility	Interchangeable Nozzle, Converted to Bottle Filler
Water Flow Height	Adjustable
Hole Size	G1/2

EXPERTISE IN STAINLESS STEEL

BESTWARE

ONE-STOP SOLUTION PROVIDER OF STAINLESS COMMERCIAL FAUCETS

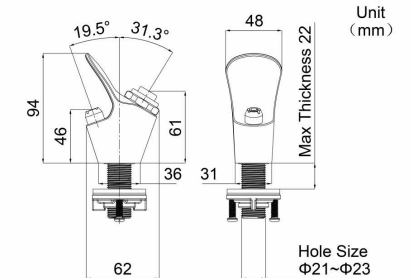
DRINKING BUBBLER



BUBMI-LH

Mini Manual Deck Mount Drinking Bubbler with Lever Handle

Attributes	Details
Switching Mechanism	Swing for Instant Water Flow, Stops when Released
Water Flow Height	Adjustable
Hole Size	Φ21-23 mm



BUBMI-PB

Mini Manual Deck Mount Drinking Bubbler with Push Button

Attributes	Details
Switching Mechanism	Press for Instant Water Flow, Stops when Released
Water Flow Height	Adjustable
Hole Size	Φ21-23 mm

BOTTLE FILLER

EXPERTISE IN STAINLESS STEEL
BESTWARE
 ONE-STOP SOLUTION PROVIDER OF STAINLESS COMMERCIAL FAUCETS

Key Parts	Features
Material	SUS304 (Lead-free), Perfect for High-wear Public Use
Activation Time	High-sensitivity Activation in 0.2 s with Fast Response
EMI Resistance	First Sensor Bottle Filler with 10 V/m EMI Resistance for Public
Auto-cleaning	24-hour Auto-cleaning System for Hygienic Water Quality
Water Cutoff Protection	Automatic Shutoff for Cold Water Loss, Power Failure, or Accidental Activation
Water Flow	Advanced Water Pressure Balancing for Stable Flow
Valve Core Lifespan	Up to 1,000,000+ Cycles



100% SUS304

0.2S

Sensor-activated Water Flow

3X

Enhanced EMI Resistance



EXPERTISE IN STAINLESS STEEL
BESTWARE
 ONE-STOP SOLUTION PROVIDER OF STAINLESS COMMERCIAL FAUCETS

BOTTLE FILLER



Power Supply Options:



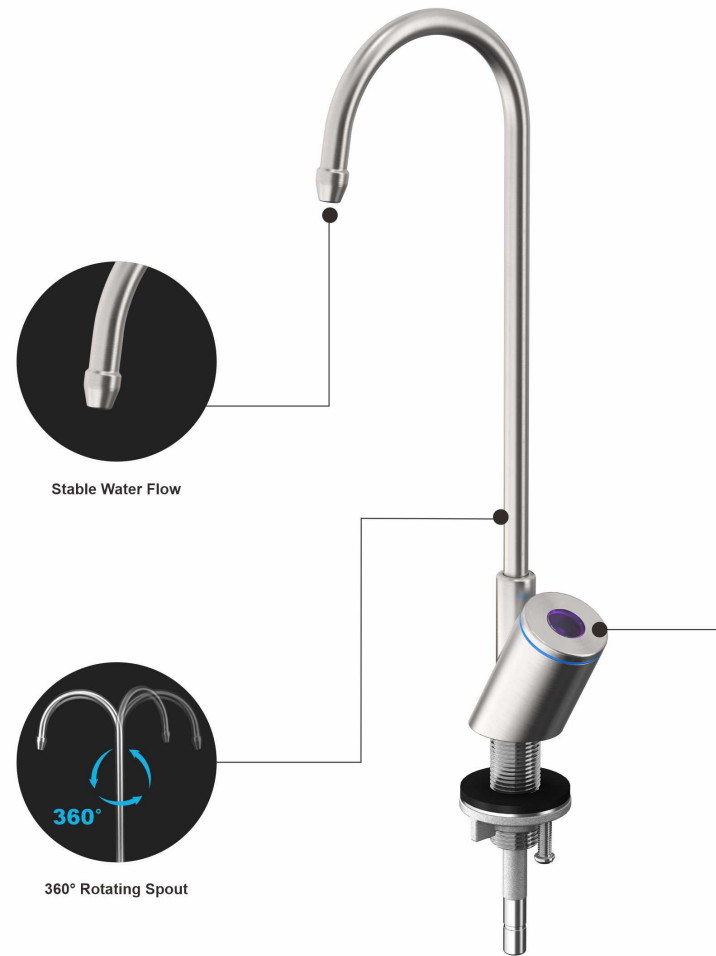
① Battery Power Supply



② Main Power Supply



Touchless Activation



Stable Water Flow

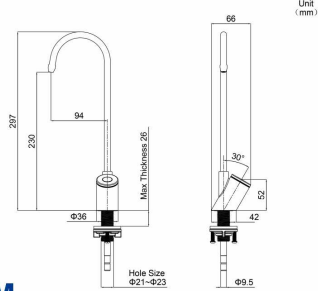
360° Rotating Spout

BOTTLE FILLER

EXPERTISE IN STAINLESS STEEL

BESTWARE

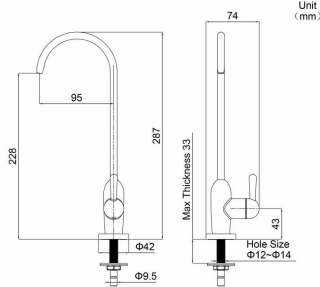
ONE-STOP SOLUTION PROVIDER OF STAINLESS COMMERCIAL FAUCETS



SBLTFB/SBLTFM/SBLTFB-3M/SBLTFM-3M

Sensor Deck Mount Bottle Filler with Battery Power Supply/Main Power Supply

Attributes	Details
Switching Mechanism (Optional)	1. Touchless, Automatic Shut-off upon Removal 2. Touchless, Hand Wave Sensor Activation and Deactivation (or Auto Shut-off within 3 min)
Power Supply Mode	Available in Battery or Main Power Supply Options
Water Flow	Adjustable
Hole Size	Φ21-23 mm



BLTFLT-L

Manual Deck Mount Bottle Filler with Lever Handle

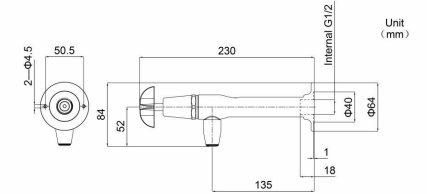
Attributes	Details
Switching Mechanism	Manual Operation
Water Flow	Adjustable
Hole Size	Φ12-14 mm

EXPERTISE IN STAINLESS STEEL

BESTWARE

ONE-STOP SOLUTION PROVIDER OF STAINLESS COMMERCIAL FAUCETS

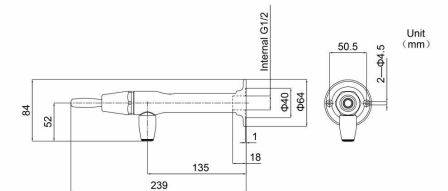
BOTTLE FILLER



BLTFL-CH

Manual Wall Mount Bottle Filler with Vandal Resistant Cross Handle

Attributes	Details
Switching Mechanism	Switch for Instant Water Flow, Stops when Released
Nozzle Versatility	Interchangeable Nozzle, Converted to Drinking Bubbler
Water Flow	Adjustable
Hole Size	G1/2



BLTFL-LH

Manual Wall Mount Bottle Filler with Lever Handle

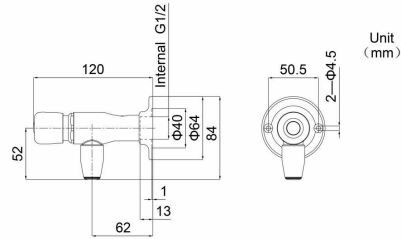
Attributes	Details
Switching Mechanism	Swing for Instant Water Flow, Stops when Released
Nozzle Versatility	Interchangeable Nozzle, Converted to Drinking Bubbler
Water Flow	Adjustable
Hole Size	G1/2

BOTTLE FILLER

EXPERTISE IN STAINLESS STEEL

BESTWARE

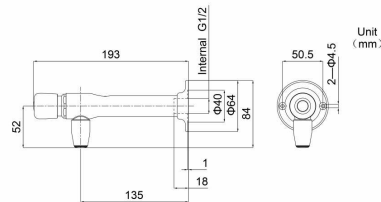
ONE-STOP SOLUTION PROVIDER OF STAINLESS COMMERCIAL FAUCETS



BLTFLM-PB

Mini Manual Wall Mount Bottle Filler with Push Button

Attributes	Details
Switching Mechanism	Press for Instant Water Flow, Stops when Released
Nozzle Versatility	Interchangeable Nozzle, Converted to Drinking Bubbler
Water Flow	Adjustable
Hole Size	G1/2



BLTFL-PB

Manual Wall Mount Bottle Filler with Push Button

Attributes	Details
Switching Mechanism	Press for Instant Water Flow, Stops when Released
Nozzle Versatility	Interchangeable Nozzle, Converted to Drinking Bubbler
Water Flow	Adjustable
Hole Size	G1/2

EXPERTISE IN STAINLESS STEEL

BESTWARE

ONE-STOP SOLUTION PROVIDER OF STAINLESS COMMERCIAL FAUCETS

BOTTLE FILLER

Power Supply Options:



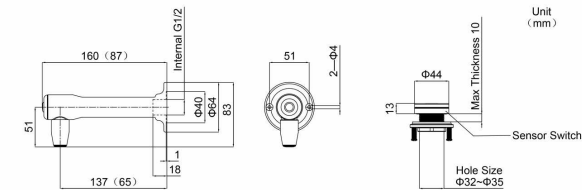
① Battery Power Supply



② Main Power Supply



Touchless Activation



SLBLTFLB/SLBLTFLM

Mini Sensor Wall Mount Bottle Filler with Battery Power Supply/Main Power Supply



SBLTFLB/SBLTFLM

Sensor Wall Mount Bottle Filler with Battery Power Supply/Main Power Supply

Attributes	Details
Product Size	L=160/87 mm (Optional)
Switching Mechanism	Touchless Activation, Automatic Shut-off upon Removal
Power Supply Mode	Available in Battery or Main Power Supply Options
Water Flow	Adjustable
Hole Size	G1/2 (Wall Mounted), Φ32-35 mm (Sensor Switch)

DRINKING FOUNTAIN

EXPERTISE IN STAINLESS STEEL

BESTWARE

ONE-STOP SOLUTION PROVIDER OF STAINLESS COMMERCIAL FAUCETS



Double Buttons on Sides
Friendly to Using Both
Left and Right Hands for
Habits

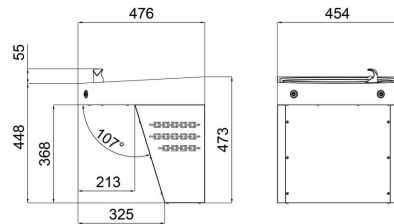


Chiller (Optional)



Filter (Optional)

Unit
(mm)



FONTCL2MSB

Drinking Fountain with Electronic Touch Operation

Attributes	Details
Operation Mode	Dual Electronic Touch Buttons Operation (Left and Right)
Power Supply Mode	Available in Main Power Supply
Water Flow Height	Adjustable
Water Flow Time	Adjustable in Real-time, Instant Flow and Delayed Flow (1-99 Seconds)
Function	Available in Chilled and Filtered Water Options

DRINKING FOUNTAIN

EXPERTISE IN STAINLESS STEEL

BESTWARE

ONE-STOP SOLUTION PROVIDER OF STAINLESS COMMERCIAL FAUCETS



Touchless Activation

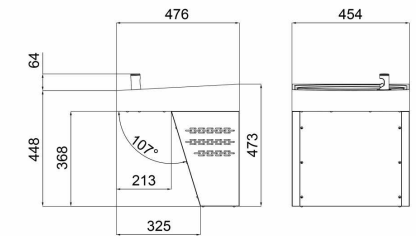


Chiller (Optional)



Filter (Optional)

Unit
(mm)



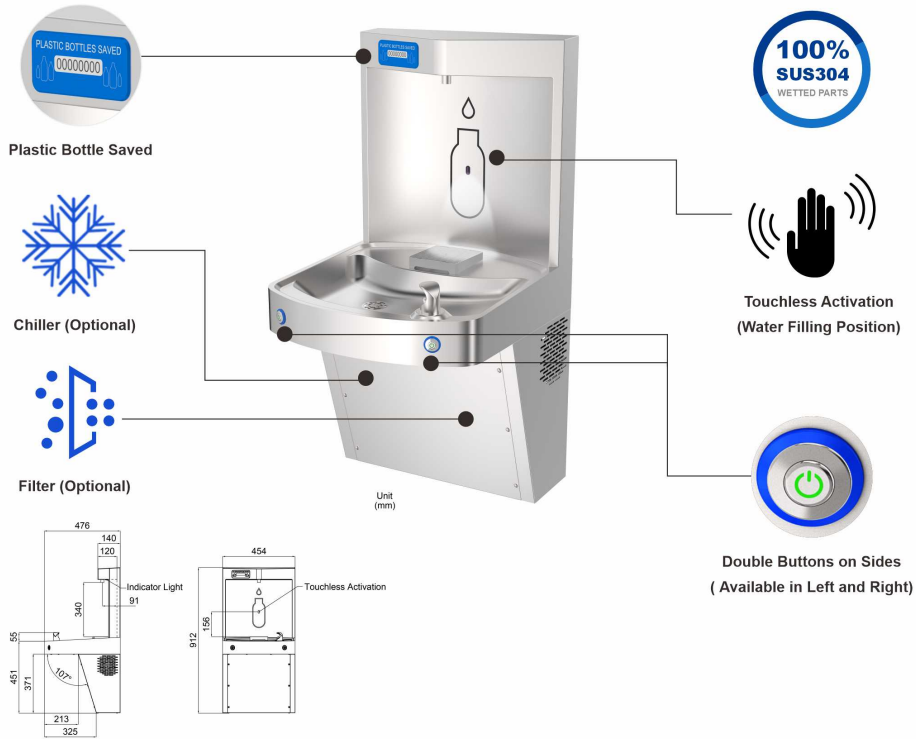
FONTCLSBM

Drinking Fountain with Sensor Operation

Attributes	Details
Operation Mode	Touchless, Hand Wave Sensor Activation and Deactivation
Power Supply Mode	Available in Main Power Supply
Water Flow Height	Adjustable
Function	Available in Chilled and Filtered Water Options

DRINKING FOUNTAIN

EXPERTISE IN STAINLESS STEEL
BESTWARE
 ONE-STOP SOLUTION PROVIDER OF STAINLESS COMMERCIAL FAUCETS



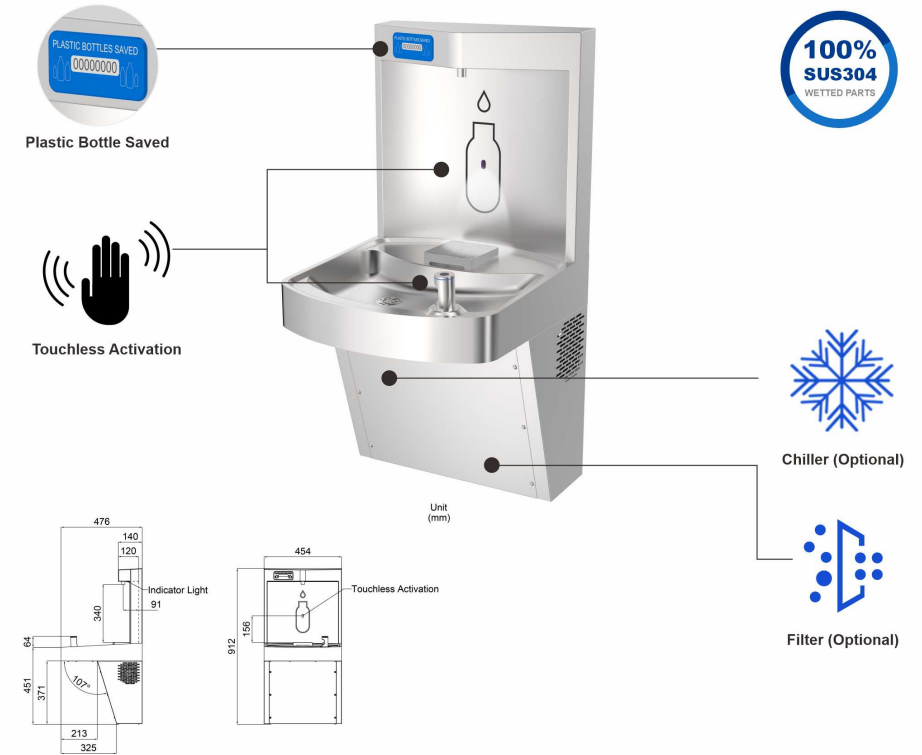
BFSC2MSB

Drinking Fountain with Electronic Touch Drinking Bubbler and Sensor Bottle Filler

Attributes	Details
Operation Mode	Drinking Bubbler (Dual Electronic Touch Buttons Operation) Bottle Filler (Touchless Activation, Automatic Shut-off upon Removal)
Power Supply Mode	Available in Main Power Supply
Water Flow Height	Adjustable
Water Flow Time	Adjustable in Real-time, Instant Flow and Delayed Flow (1-99 Seconds)
Function	Available in Chilled and Filtered Water Options

EXPERTISE IN STAINLESS STEEL
BESTWARE
 ONE-STOP SOLUTION PROVIDER OF STAINLESS COMMERCIAL FAUCETS

DRINKING FOUNTAIN



BFSC2SBM

Drinking Fountain with Sensor Drinking Bubbler and Bottle Filler

Attributes	Details
Operation Mode	Drinking Bubbler (Touchless, Hand Wave Sensor Activation and Deactivation) Bottle Filler (Touchless Activation, Automatic Shut-off upon Removal)
Power Supply Mode	Available in Main Power Supply
Water Flow Height	Adjustable
Function	Available in Chilled and Filtered Water Options

DRINKING FOUNTAIN

EXPERTISE IN STAINLESS STEEL

BESTWARE

ONE-STOP SOLUTION PROVIDER OF STAINLESS COMMERCIAL FAUCETS



BFSCLMIPB

Drinking Fountain with Manual Drinking Bubbler and Bottle Filler

Attributes	Details
Operation Mode	Drinking Bubbler and Bottle Filler (Manual Press Operation, Press for Instant Water Flow, Stops when Released)
Power Supply Mode	Available in Main Power Supply (If Choose Chilled and Filtered Water Functions)
Water Flow Height	Adjustable
Function	Available in Chilled and Filtered Water Options

EXPERTISE IN STAINLESS STEEL

BESTWARE

ONE-STOP SOLUTION PROVIDER OF STAINLESS COMMERCIAL FAUCETS

DRINKING FOUNTAIN



100% SUS304
Wheelchair-friendly
Ambidextrous Operation

DRINKING FOUNTAIN

EXPERTISE IN STAINLESS STEEL

BESTWARE

ONE-STOP SOLUTION PROVIDER OF STAINLESS COMMERCIAL FAUCETS

Drinking Fountain with Selectable Faucet Models



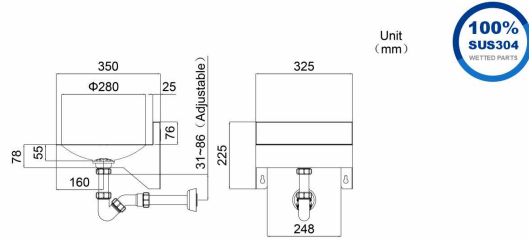
SSBS-A

Wall Mount Drinking Fountain
(for Drinking Bubbler)



SSBS-B

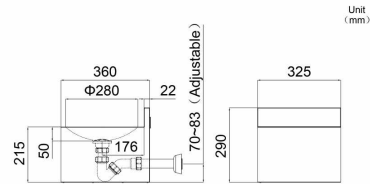
Wall Mount Drinking Fountain (for Drinking Bubbler)



Unit
(mm)



-  **ABUBAB/ABUBAM**
Sensor Drinking Bubbler
-  **BUBMI-LH**
Mini Manual Drinking Bubbler - Lever Handle
-  **BUBMI-PB**
Mini Manual Drinking Bubbler - Push Button



Unit
(mm)

Attributes	Details
Material	SUS304
Compatible Products	Drinking Bubbler Series
Product Size (SSBS-A)	225×325×350 mm (H×W×D), Inner Φ280×50 mm (D)
Product Size (SSBS-B)	290×325×360 mm (H×W×D), Inner Φ280×50 mm (D)

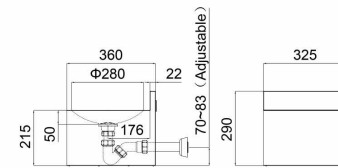
EXPERTISE IN STAINLESS STEEL

BESTWARE

ONE-STOP SOLUTION PROVIDER OF STAINLESS COMMERCIAL FAUCETS

DRINKING FOUNTAIN

Drinking Fountain with Selectable Faucet Models



Unit
(mm)



-  **SBLTFB/SBLTFM**
Sensor Bottle Filler
-  **BLTFLT1**
Manual Bottle Filler - Lever Handle
-  **ABUBAB/ABUBAM**
Sensor Drinking Bubbler
-  **BUBMI-LH**
Mini Manual Drinking Bubbler - Lever Handle
-  **BUBMI-PB**
Mini Manual Drinking Bubbler - Push Button

SSBS-D

Wall Mount Drinking Fountain (for Drinking Bubbler and Bottle Filler)

Attributes	Details
Material	SUS304
Compatible Products	Drinking Bubbler and Bottle Filler Series
Product Size	290×325×360 mm (H×W×D), Inner Φ280×50 mm (D)

DRINKING FOUNTAIN

EXPERTISE IN STAINLESS STEEL
BESTWARE
 ONE-STOP SOLUTION PROVIDER OF STAINLESS COMMERCIAL FAUCETS

Drinking Fountain with Selectable Faucet Models

100% SUS304 WETTED PARTS

- BLTFL-PB**
Manual Bottle Filler
- Push Button
- BLTFLM-PB**
Mini Manual Bottle Filler
- Push Button
- ABUBAB/ABUBAM**
Sensor Drinking Bubbler
- BUBMI-LH**
Mini Manual Drinking Bubbler
- Lever Handle
- BUBMI-PB**
Mini Manual Drinking Bubbler
- Push Button

Unit (mm)

Technical drawings show dimensions: 360, 35, 500, 50, 150, 80, 31-66 (Adjustable), 650, 325, 261, 2-M4, 244, 50, 167, 72-112 (Adjustable), 744.

F20

Wall Mount Drinking Fountain (for Drinking Bubbler and Bottle Filler)

Attributes	Details
Material	SUS304
Compatible Products	Drinking Bubbler and Bottle Filler Series
Product Size	650×325×360 mm (H×W×D), Inner Φ280×50 mm (D)

EXPERTISE IN STAINLESS STEEL
BESTWARE
 ONE-STOP SOLUTION PROVIDER OF STAINLESS COMMERCIAL FAUCETS

DRINKING FOUNTAIN

Drinking Fountain with Selectable Faucet Models

100% SUS304 WETTED PARTS

- SBLTFLB/SBLTFLM**
Sensor Wall Mount Bottle Filler
- SLBLTFLB/SLBLTFLM**
Sensor Wall Mount Bottle Filler
- ABUBAB/ABUBAM**
Sensor Drinking Bubbler
- BUBMI-LH**
Mini Manual Drinking Bubbler
- Lever Handle
- BUBMI-PB**
Mini Manual Drinking Bubbler
- Push Button

Unit (mm)

Technical drawings show dimensions: 360, 35, 500, 50, 150, 80, 31-66 (Adjustable), 650, 325, 261, 2-M4, 244, 50, 167, 72-112 (Adjustable), 744.

FONT 30

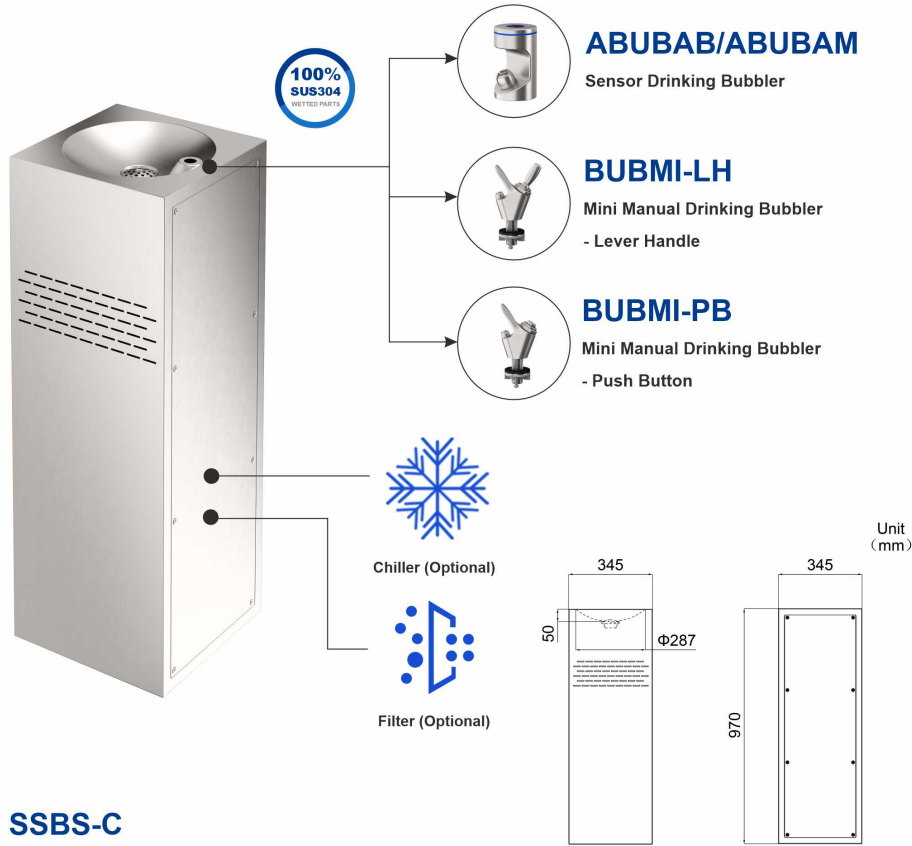
Wall Mount Drinking Fountain (for Drinking Bubbler and Bottle Filler)

Attributes	Details
Material	SUS304
Compatible Products	Drinking Bubbler and Bottle Filler Series
Product Size	744×325×360 mm (H×W×D), Inner Φ280×50 mm (D)

DRINKING FOUNTAIN

EXPERTISE IN STAINLESS STEEL
BESTWARE
 ONE-STOP SOLUTION PROVIDER OF STAINLESS COMMERCIAL FAUCETS

Drinking Fountain with Selectable Faucet Models



SSBS-C

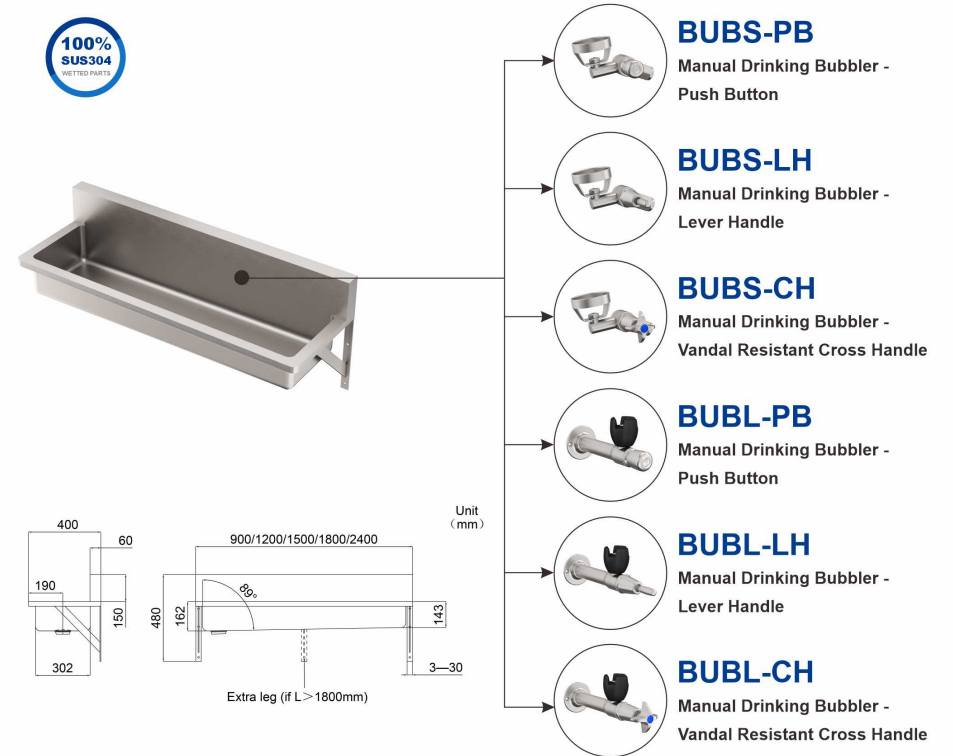
Freestanding Drinking Fountain (for Drinking Bubbler)

Attributes	Details
Material	SUS304
Compatible Products	Drinking Bubbler Series
Product Size	970×345 mm (H×W), Inner Φ287×50 mm (D)
Function	Available in Chilled and Filtered Water Options

EXPERTISE IN STAINLESS STEEL
BESTWARE
 ONE-STOP SOLUTION PROVIDER OF STAINLESS COMMERCIAL FAUCETS

DRINKING FOUNTAIN

Drinking Fountain with Selectable Faucet Models



WT240

Wall Mount Drinking Fountain (for Drinking Bubbler)

Attributes	Details
Material	SUS304
Compatible Products	Drinking Bubbler Series
Product Size	W=900/1200/1500/1800/2400 mm, 480×400 mm (H×D)

SENSOR FAUCET

EXPERTISE IN STAINLESS STEEL
BESTWARE
 ONE-STOP SOLUTION PROVIDER OF STAINLESS COMMERCIAL FAUCETS

Key Parts	Features
Activation Time	High-sensitivity Activation in 0.2 s and Closure in 1 s with Fast Response
Temp Control	Smart Temp Control with Precision, Set via Digital Glass Panel ($\pm 1^{\circ}\text{C}$)
Water Flow	Smart Sensing for Precise Temp Control, Unaffected by Water Pressure
EMI Resistance	First Sensor Faucet with 10 V/m EMI Resistance for Public
Auto-cleaning	24-hour Auto-cleaning System for Hygienic Water Quality
Water Cutoff Protection	Automatic Shutoff for Cold Water Loss, Power Failure, or Accidental Activation
Special Function	2 in 1 Hand Washing and Soap Dispenser (Available on Select Models)



100% SUS304

0.2S Sensor-activated Water Flow

3X Enhanced EMI Resistance

$\pm 1^{\circ}\text{C}$ Precision (Anti-scald)

Intuitive Temperature Adjustment via Smart Digital Panel


EXPERTISE IN STAINLESS STEEL

BESTWARE
 ONE-STOP SOLUTION PROVIDER OF STAINLESS COMMERCIAL FAUCETS

THERMOSTATIC



Fingerprint-resistant Glass Panel
(Intelligent Temperature Control)



Neoperl Aerator



Sensor Soap Outlet



Touchless Activation

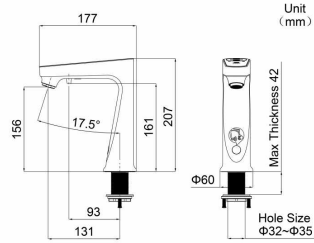


THERMOSTATIC

EXPERTISE IN STAINLESS STEEL

BESTWARE

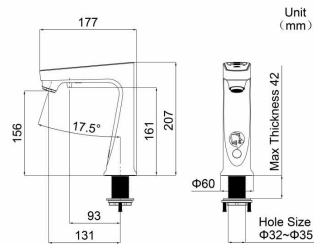
ONE-STOP SOLUTION PROVIDER OF STAINLESS COMMERCIAL FAUCETS



2DHMSTM-S

Deck Mount Multifunctional Sensor Faucet (2 in 1 Hand Washing and Soap Dispenser) - Satin

Attributes	Details
Temp Control	Intelligent, Temp Adjustable Range (35-45°C), Activates Full Cold or Hot Mode with Key
Neoperl Aerator Water Flow	Available in 1.19 GPM (4.5 LPM)
Power Supply Mode	Available in Main Power Supply
Soap Dispenser	2 Adjustable Levels, Low Liquid Warning
Hole Size	Φ32-35 mm



2DHMSTM

Deck Mount Multifunctional Sensor Faucet (2 in 1 Hand Washing and Soap Dispenser) - White

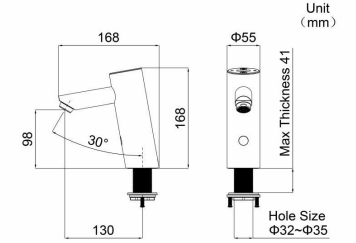
Attributes	Details
Temp Control	Intelligent, Temp Adjustable Range (35-45°C), Activates Full Cold or Hot Mode with Key
Neoperl Aerator Water Flow	Available in 1.19 GPM (4.5 LPM)
Power Supply Mode	Available in Main Power Supply
Soap Dispenser	2 Adjustable Levels, Low Liquid Warning
Hole Size	Φ32-35 mm

EXPERTISE IN STAINLESS STEEL

BESTWARE

ONE-STOP SOLUTION PROVIDER OF STAINLESS COMMERCIAL FAUCETS

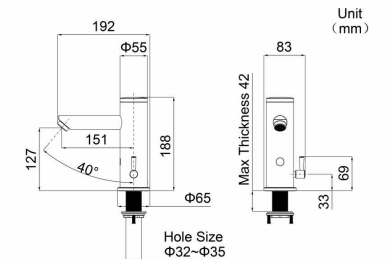
THERMOSTATIC



DHMSTM

Deck Mount Sensor Faucet with Digital Temperature Control

Attributes	Details
Temp Control	Intelligent, Temp Adjustable Range (35-45°C), Activates Full Cold or Hot Mode with Key
Neoperl Aerator Water Flow	Available in 1.19 GPM (4.5 LPM)
Power Supply Mode	Available in Main Power Supply
Hole Size	Φ32-35 mm



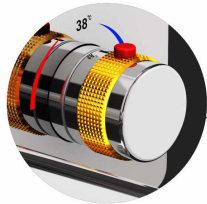
THMSTB/THMSTM

Deck Mount Sensor Faucet with Battery Power Supply/Main Power Supply

Attributes	Details
Temp Control	Manual Temperature Control with Lever Handle
Neoperl Aerator Water Flow	Available in 1.19 GPM (4.5 LPM)
Power Supply Mode	Available in Battery or Main Power Supply Options
Hole Size	Φ32-35 mm

THERMOSTATIC

EXPERTISE IN STAINLESS STEEL
BESTWARE
 ONE-STOP SOLUTION PROVIDER OF STAINLESS COMMERCIAL FAUCETS



Manual Temperature Control

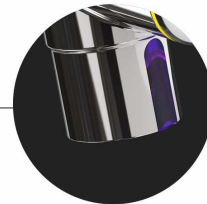


WST200P

Wall Mount Single-sensor Faucet
 (Instant Flow)

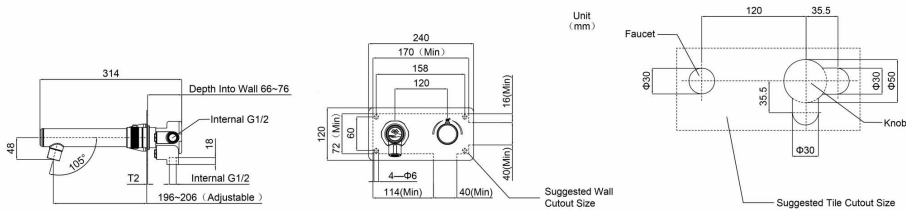


Neoperl Aerator



WST200PD


Wall Mount Dual-sensor Faucet
 (Instant Flow+Long Duration Flow Mode)



Attributes	Details
Temp Control	Manual Temperature Control
Sensor Mode	Available in Instant Flow or Instant+Continuous Flow Mode Options
Neoperl Aerator Water Flow	Available in 1.01 GPM (3.8 LPM)
Power Supply Mode	Available in Battery Supply
Built-in Check Valve	Auto Shutoff, No Need to Shut Off Main Valve for Maintenance
Hole Size	170×60 mm


EXPERTISE IN STAINLESS STEEL
BESTWARE
 ONE-STOP SOLUTION PROVIDER OF STAINLESS COMMERCIAL FAUCETS

SINGLE COLD



WST18B

Wall Mount Single-sensor Faucet
 (Instant Flow)

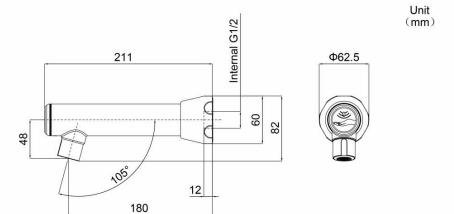


WST18BD

Wall Mount Dual-sensor Faucet
 (Instant Flow+Long Duration Flow Mode)



Neoperl Aerator



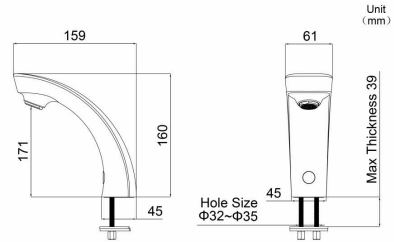
Attributes	Details
Sensor Mode	Available in Instant Flow or Instant+Continuous Flow Mode Options
Neoperl Aerator Water Flow	Available in 1.01 GPM (3.8 LPM)
Power Supply Mode	Available in Battery Supply
Built-in Check Valve	Auto Shutoff, No Need to Shut Off Main Valve for Maintenance
Hole Size	G1/2

SINGLE COLD

EXPERTISE IN STAINLESS STEEL

BESTWARE

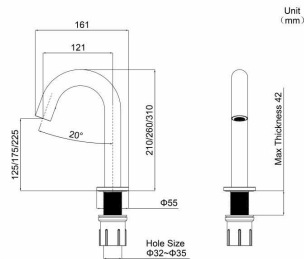
ONE-STOP SOLUTION PROVIDER OF STAINLESS COMMERCIAL FAUCETS



HMSTB/HMSTM

Deck Mount Sensor Faucet with Battery Power Supply/Main Power Supply

Attributes	Details
Sensor Mode	Available in Instant Flow
Neoperl Aerator Water Flow	Available in 1.19 GPM (4.5 LPM)
Power Supply Mode	Available in Battery or Main Power Supply Options
Hole Size	Φ32-35 mm



ST210/260/310B ST210/260/310M

Deck Mount Single-sensor Faucet with Battery Power Supply/Main Power Supply

ST210/260/310BD ST210/260/310MD

Deck Mount Dual-sensor Faucet with Battery Power Supply/Main Power Supply

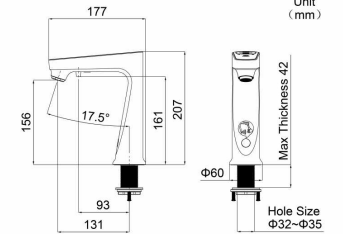
Attributes	Details
Sensor Mode	Available in Instant Flow or Instant+Continuous Flow Mode Options
Neoperl Aerator Water Flow	Available in 1.01 GPM (3.8 LPM)
Power Supply Mode	Available in Battery or Main Power Supply Options
Hole Size	Φ32-35 mm

EXPERTISE IN STAINLESS STEEL

BESTWARE

ONE-STOP SOLUTION PROVIDER OF STAINLESS COMMERCIAL FAUCETS

SINGLE COLD



2DHMSTM_04

Sensor Multifunctional Faucet (2 in 1 Hand Washing and Soap Dispenser) - Satin

Attributes	Details
Neoperl Aerator Water Flow	Available in 1.19 GPM (4.5 LPM)
Power Supply Mode	Available in Main Power Supply
Soap Dispenser	2 Adjustable Levels, Low Liquid Warning
Hole Size	Φ32-35 mm

METERING FAUCET

EXPERTISE IN STAINLESS STEEL
BESTWARE
 ONE-STOP SOLUTION PROVIDER OF STAINLESS COMMERCIAL FAUCETS

Key Parts	Features
Material	SUS304 (Lead-free), Perfect for High-wear Public Use
Water Flow Time	Adjustable Water Flow (6-16 Seconds) with Smooth, Stable Flow
Ease of Use	Easy to Press, Ideal for All Ages, Especially Seniors and Children
Valve Core Lifespan	Up to 200,000+ Cycles



100% SUS304

Industry-leading


Adjustable Timing Range (6–16s)

50% Easier to Turn On

Improves Water Efficiency

EXPERTISE IN STAINLESS STEEL
BESTWARE
 ONE-STOP SOLUTION PROVIDER OF STAINLESS COMMERCIAL FAUCETS

DECK MOUNT



Push Button



Water Flow Adjustable
(Range 6-16 Seconds)



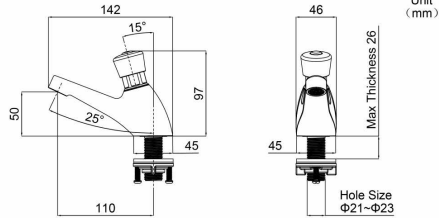
Neoperl Aerator

DECK MOUNT

EXPERTISE IN STAINLESS STEEL

BESTWARE

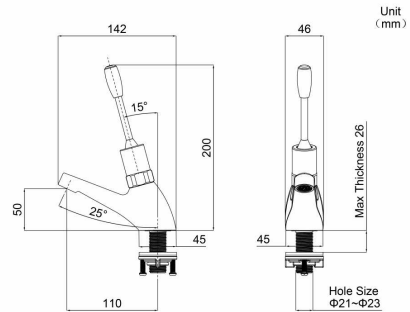
ONE-STOP SOLUTION PROVIDER OF STAINLESS COMMERCIAL FAUCETS



BWPT6PB/BWPT16PB

Deck Mount Metering Faucet with Push Button

Attributes	Details
Water Flow Time	Factory Preset 6 or 16 Seconds, Adjustable from 6-16 Seconds
Neoperl Aerator Water Flow	Unlimited Flow
Hole Size	Φ21-23 mm



BWPT6L/BWPT16L

Deck Mount Metering Faucet with Lever Handle

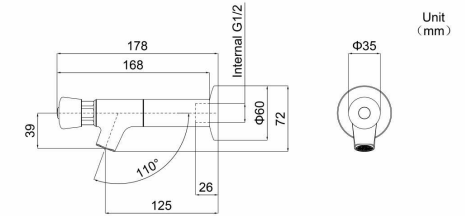
Attributes	Details
Water Flow Time	Factory Preset 6 or 16 Seconds, Adjustable from 6-16 Seconds
Neoperl Aerator Water Flow	Unlimited Flow
Hole Size	Φ21-23 mm

EXPERTISE IN STAINLESS STEEL

BESTWARE

ONE-STOP SOLUTION PROVIDER OF STAINLESS COMMERCIAL FAUCETS

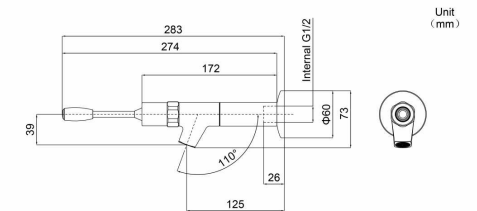
WALL MOUNT



BWBT6PB/BWBT16PB

Wall Mount Metering Faucet with Push Button

Attributes	Details
Water Flow Time	Factory Preset 6 or 16 Seconds, Adjustable from 6-16 Seconds
Neoperl Aerator Water Flow	Unlimited Flow
Hole Size	G1/2



BWBT6L/BWBT16L

Wall Mount Metering Faucet with Lever Handle

Attributes	Details
Water Flow Time	Factory Preset 6 or 16 Seconds, Adjustable from 6-16 Seconds
Neoperl Aerator Water Flow	Unlimited Flow
Hole Size	G1/2

MANUAL FAUCET

EXPERTISE IN STAINLESS STEEL
BESTWARE
 ONE-STOP SOLUTION PROVIDER OF STAINLESS COMMERCIAL FAUCETS


Key Parts	Features
Material	SUS304
Aerator	Neoperl Brand, Provides Excellent Water Control, Prevents Splashing
Valve Core Material	SUS304 Slow-opening Valve Core
Valve Core Lifespan	Up to 200,000+ Cycles



EXPERTISE IN STAINLESS STEEL
BESTWARE
 ONE-STOP SOLUTION PROVIDER OF STAINLESS COMMERCIAL FAUCETS

EUROPEAN STYLE

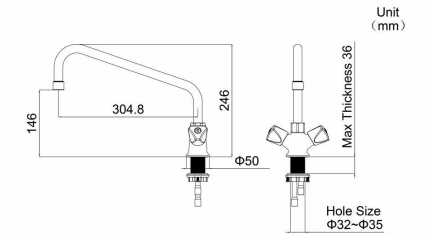
100%
SUS304
 WETTED PARTS



SUS304 Valve Core

Neoperl Aerator

Triangular Handwheels



EF112S

Deck Mount Manual Faucet

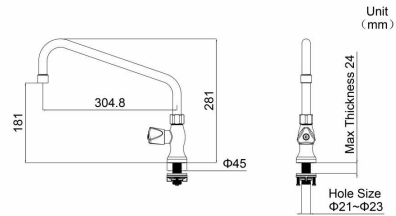
Attributes	Details
Swing Nozzle	12"(304.8 mm)
Neoperl Aerator Water Flow	Available in 2.11 GPM (8 LPM) or 3.96 GPM (15 LPM) Options
Temperature Control	Dual-handles Dual-control Hot and Cold Adjustment
Hole Size	Φ32-35 mm

EUROPEAN STYLE

EXPERTISE IN STAINLESS STEEL

BESTWARE

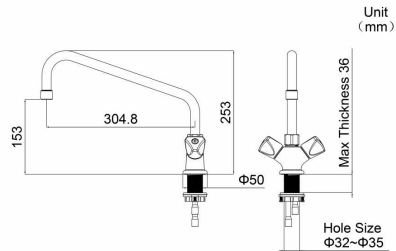
ONE-STOP SOLUTION PROVIDER OF STAINLESS COMMERCIAL FAUCETS



ES112S

Deck Mount Manual Faucet

Attributes	Details
Swing Nozzle	12"(304.8 mm)
Neoperl Aerator Water Flow	Available in 2.11 GPM (8 LPM) or 3.96 GPM (15 LPM) Options
Temperature Control	Single-handle Single-control Cold Water Only
Hole Size	Φ21-23 mm



ED112S

Deck Mount Manual Faucet

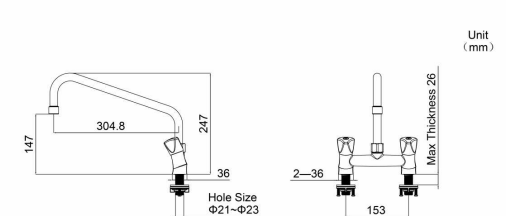
Attributes	Details
Swing Nozzle	12"(304.8 mm)
Neoperl Aerator Water Flow	Available in 2.11 GPM (8 LPM) or 3.96 GPM (15 LPM) Options
Temperature Control	Dual-handles Dual-control Hot and Cold Adjustment
Hole Size	Φ32-35 mm

EXPERTISE IN STAINLESS STEEL

BESTWARE

ONE-STOP SOLUTION PROVIDER OF STAINLESS COMMERCIAL FAUCETS

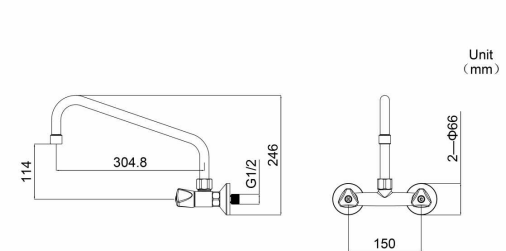
EUROPEAN STYLE



EH112S

Dual Deck Mount Manual Faucet

Attributes	Details
Swing Nozzle	12"(304.8 mm)
Neoperl Aerator Water Flow	Available in 2.11 GPM (8 LPM) or 3.96 GPM (15 LPM) Options
Temperature Control	Dual-handles Dual-control Hot and Cold Adjustment
Hole Size	Φ21-23 mm, Hole-to-hole Dimension 6"(153 mm)



EW112S

Wall Mount Manual Faucet

Attributes	Details
Swing Nozzle	12"(304.8 mm)
Neoperl Aerator Water Flow	Available in 2.11 GPM (8 LPM) or 3.96 GPM (15 LPM) Options
Temperature Control	Dual-handles Dual-control Hot and Cold Adjustment
Hole Size	G1/2, Hole-to-hole Dimension 5.91"(150 mm)

MANUAL FAUCET

EXPERTISE IN STAINLESS STEEL
BESTWARE
 ONE-STOP SOLUTION PROVIDER OF STAINLESS COMMERCIAL FAUCETS

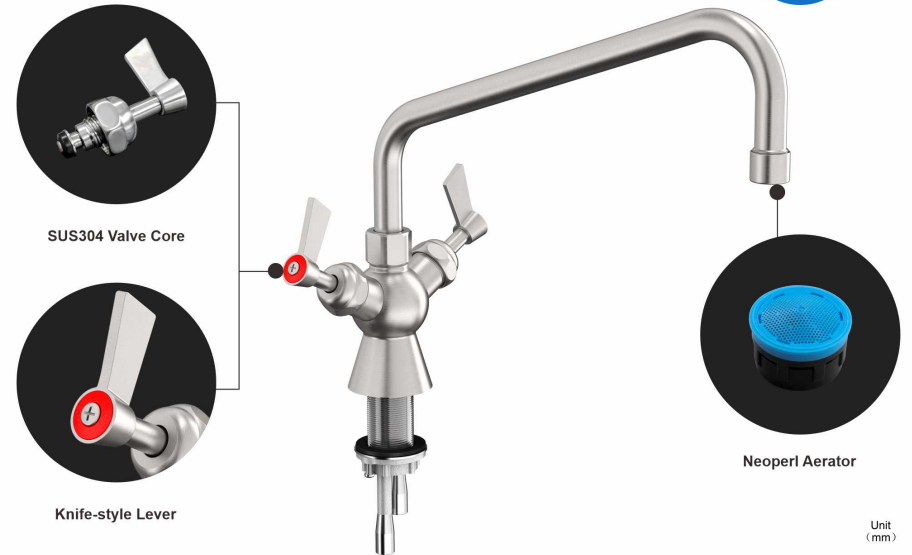
Key Parts	Features
Material	SUS304
Aerator	Neoperl Brand, Provides Excellent Water Control, Prevents Splashing
Valve Core Material	SUS304 Rapid Screw Valve Core
Valve Core Lifespan	Up to 200,000+ Cycles



EXPERTISE IN STAINLESS STEEL
BESTWARE
 ONE-STOP SOLUTION PROVIDER OF STAINLESS COMMERCIAL FAUCETS

AMERICAN STYLE

100% SUS304
 WETTED PARTS



AA112S
 Deck Mount Manual Faucet

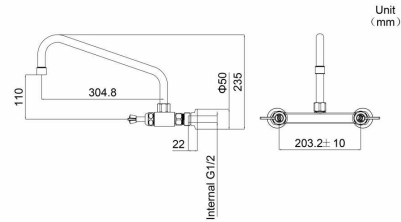
Attributes	Details
Swing Nozzle	12"(304.8 mm)
Neoperl Aerator Water Flow	Available in 2.11 GPM (8 LPM) or 3.96 GPM (15 LPM) Options
Temperature Control	Dual-handles Dual-control Hot and Cold Adjustment
Hole Size	Φ32-35 mm

AMERICAN STYLE

EXPERTISE IN STAINLESS STEEL

BESTWARE

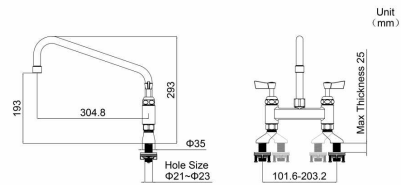
ONE-STOP SOLUTION PROVIDER OF STAINLESS COMMERCIAL FAUCETS



AW812S

Wall Mount Manual Faucet

Attributes	Details
Swing Nozzle	12"(304.8 mm)
Neoperl Aerator Water Flow	Available in 2.11 GPM (8 LPM) or 3.96 GPM (15 LPM) Options
Temperature Control	Dual-handles Dual-control Hot and Cold Adjustment
Hole Size	G1/2, Hole-to-hole Dimension 8"(203.2±10 mm)



AD112S

Dual Deck Mount Manual Faucet

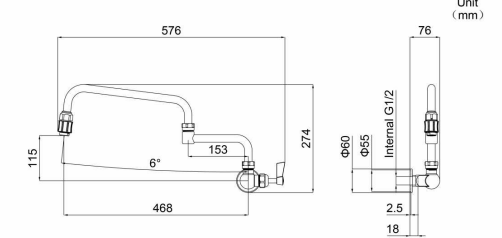
Attributes	Details
Swing Nozzle	12"(304.8 mm)
Neoperl Aerator Water Flow	Available in 2.11 GPM (8 LPM) or 3.96 GPM (15 LPM) Options
Temperature Control	Dual-handles Dual-control Hot and Cold Adjustment
Hole Size	Φ21-23 mm, Hole-to-hole Dimension 4"(101.6 mm)-8"(203.2 mm)

EXPERTISE IN STAINLESS STEEL

BESTWARE

ONE-STOP SOLUTION PROVIDER OF STAINLESS COMMERCIAL FAUCETS

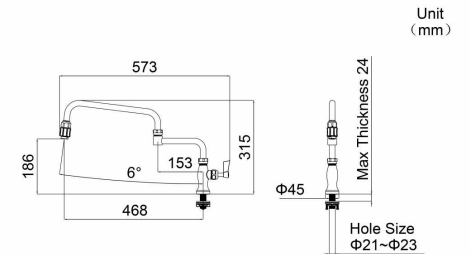
AMERICAN STYLE



DJPF-SW

Wall Mount Manual Faucet

Attributes	Details
Swing Nozzle	18.43"(468 mm) Dual-joint Extended Length
Neoperl Aerator Water Flow	Unlimited Flow
Temperature Control	Single-handle Single-control Cold Water Only
Hole Size	G1/2



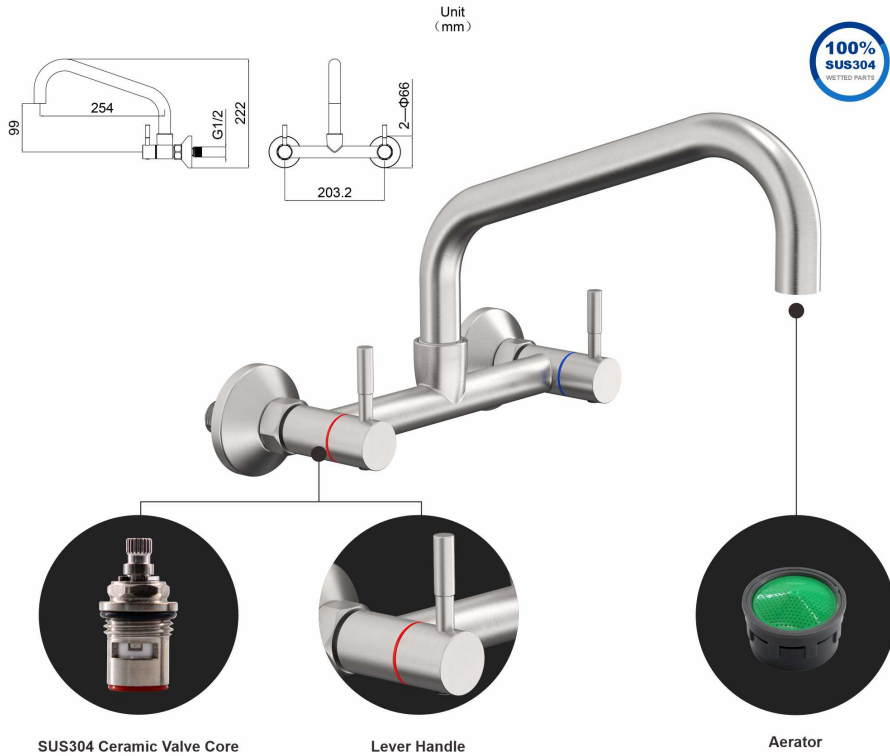
DJPF-SD

Deck Mount Manual Faucet

Attributes	Details
Swing Nozzle	18.43"(468 mm) Dual-joint Extended Length
Neoperl Aerator Water Flow	Unlimited Flow
Temperature Control	Single-handle Single-control Cold Water Only
Hole Size	Φ21-23 mm

ECONOMY STYLE

EXPERTISE IN STAINLESS STEEL
BESTWARE
 ONE-STOP SOLUTION PROVIDER OF STAINLESS COMMERCIAL FAUCETS



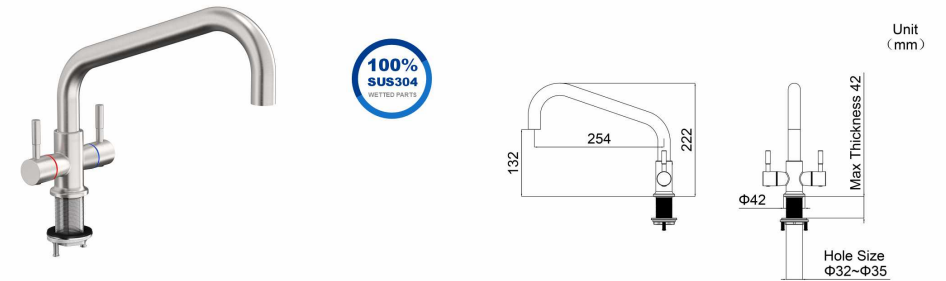
ECW110S

Wall Mount Manual Faucet

Attributes	Details
Swing Nozzle	10"(254 mm)
Aerator Water Flow	Available in 3.96 GPM (15 LPM)
Temperature Control	Dual-handles Dual-control Hot and Cold Adjustment
Hole Size	G1/2, Hole-to-hole Dimension 8"(203.2 mm)

EXPERTISE IN STAINLESS STEEL
BESTWARE
 ONE-STOP SOLUTION PROVIDER OF STAINLESS COMMERCIAL FAUCETS

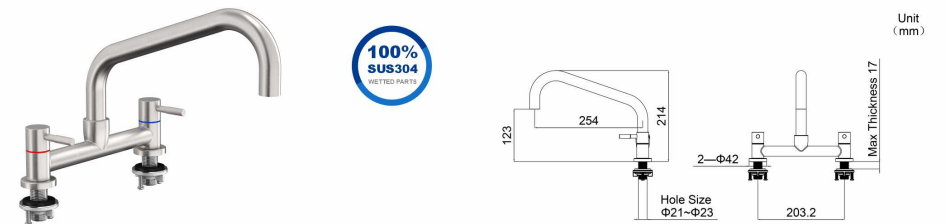
ECONOMY STYLE



ECH110S

Deck Mount Manual Faucet

Attributes	Details
Swing Nozzle	10"(254 mm)
Aerator Water Flow	Available in 3.96 GPM (15 LPM)
Temperature Control	Dual-handles Dual-control Hot and Cold Adjustment
Hole Size	Φ32-35 mm



ECD110S

Dual Deck Mount Manual Faucet

Attributes	Details
Swing Nozzle	10"(254 mm)
Aerator Water Flow	Available in 3.96 GPM (15 LPM)
Temperature Control	Dual-handles Dual-control Hot and Cold Adjustment
Hole Size	Φ21-23 mm, Hole-to-hole Dimension 8"(203.2 mm)

MANUAL FAUCET

EXPERTISE IN STAINLESS STEEL
BESTWARE
 ONE-STOP SOLUTION PROVIDER OF STAINLESS COMMERCIAL FAUCETS

Key Parts	Features
Material	SUS304
Aerator	Neoperl Brand, Provides Excellent Water Control, Prevents Splashing
Valve Core Material	Sedal Thermostatic Mixing Valve Core
Valve Core Lifespan	Up to 1,000,000+ Cycles



100% SUS304

Single-handed

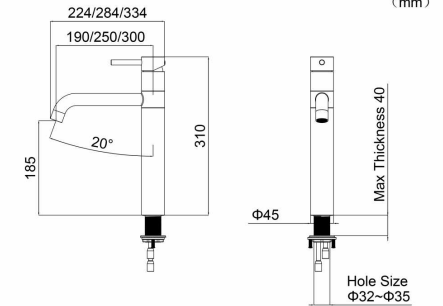
Temperature Control

Easy Operation

EXPERTISE IN STAINLESS STEEL

BESTWARE
 ONE-STOP SOLUTION PROVIDER OF STAINLESS COMMERCIAL FAUCETS

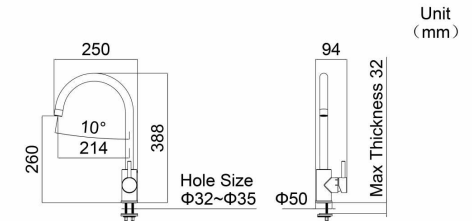
OTHER STYLES



BTLT190/BTLT250/BTLT300

Deck Mount Manual Faucet

Attributes	Details
Product Size	H=310 mm, L=190/250/300 mm (Optional) Swing Nozzle
Neoperl Aerator Water Flow	Available in 3.96 GPM (15 LPM)
Temperature Control	Single-handle Dual-control Hot and Cold Adjustment
Hole Size	Φ32-35 mm



GSMIX392

Deck Mount Manual Faucet

Attributes	Details
Product Size	H=388 mm, L=214 mm Swing Nozzle
Neoperl Aerator Water Flow	Available in 3.96 GPM (15 LPM)
Temperature Control	Single-handle Dual-control Hot and Cold Adjustment
Hole Size	Φ32-35 mm

OTHER STYLES

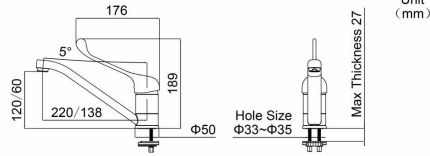
EXPERTISE IN STAINLESS STEEL

BESTWARE

ONE-STOP SOLUTION PROVIDER OF STAINLESS COMMERCIAL FAUCETS



100%
SUS304
WETTED PARTS



Unit
(mm)

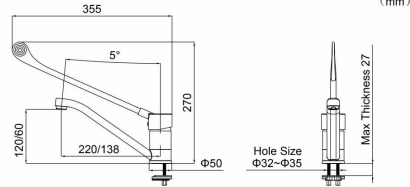
BWLBMIX/BWLSMIX

Deck Mount Manual Faucet with Extended Lever Handle

Attributes	Details
Swing Nozzle	138 mm / 220 mm
Neoperl Aerator Water Flow	Available in 2.11 GPM (8 LPM) or 3.96 GPM (15 LPM) Options
Temperature Control	Single-handle Dual-control Hot and Cold Adjustment
Hole Size	Φ32-35 mm



100%
SUS304
WETTED PARTS



Unit
(mm)

BWXLBMIX/BWXLSMIX

Deck Mount Manual Faucet with Glass Fiber Reinforced Nylon Extended Lever Handle

Attributes	Details
Swing Nozzle	138 mm / 220 mm
Neoperl Aerator Water Flow	Available in 2.11 GPM (8 LPM) or 3.96 GPM (15 LPM) Options
Temperature Control	Single-handle Dual-control Hot and Cold Adjustment
Hole Size	Φ32-35 mm

EXPERTISE IN STAINLESS STEEL

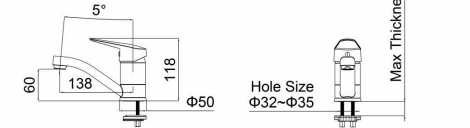
BESTWARE

ONE-STOP SOLUTION PROVIDER OF STAINLESS COMMERCIAL FAUCETS

OTHER STYLES



100%
SUS304
WETTED PARTS



Unit
(mm)

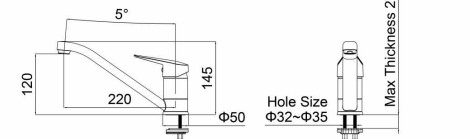
BWBMIX

Deck Mount Manual Faucet with Lever Handle

Attributes	Details
Swing Nozzle	138 mm
Neoperl Aerator Water Flow	Available in 2.11 GPM (8 LPM) or 3.96 GPM (15 LPM) Options
Temperature Control	Single-handle Dual-control Hot and Cold Adjustment
Hole Size	Φ32-35 mm



100%
SUS304
WETTED PARTS



Unit
(mm)

BWSMIX

Deck Mount Manual Faucet with Lever Handle

Attributes	Details
Swing Nozzle	220 mm
Neoperl Aerator Water Flow	Available in 2.11 GPM (8 LPM) or 3.96 GPM (15 LPM) Options
Temperature Control	Single-handle Dual-control Hot and Cold Adjustment
Hole Size	Φ32-35 mm

GLASS RINSER

EXPERTISE IN STAINLESS STEEL
BESTWARE
 ONE-STOP SOLUTION PROVIDER OF STAINLESS COMMERCIAL FAUCETS

100% SUS304
2X Rinsing Efficiency



Compatible with cup diameters (25–115 mm)

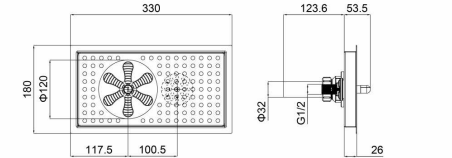
EXPERTISE IN STAINLESS STEEL

BESTWARE
 ONE-STOP SOLUTION PROVIDER OF STAINLESS COMMERCIAL FAUCETS

GLASS RINSER



100%
SUS304
 WETTED PARTS



Unit
(mm)

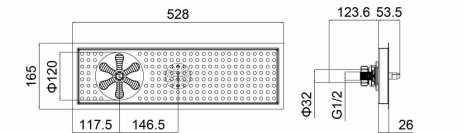
TR330

Glass Rinser with Compact Body Drain Tray

Attributes	Details
Material	SUS304
Valve Core Material	SUS304
Silicone Padding	Silicone Anti-collision
Water Spray Mode	Powerful Blade-style Rotating
Hole Size	308×158 mm



100%
SUS304
 WETTED PARTS



Unit
(mm)

TR528

Glass Rinser with Long Body Drain Tray

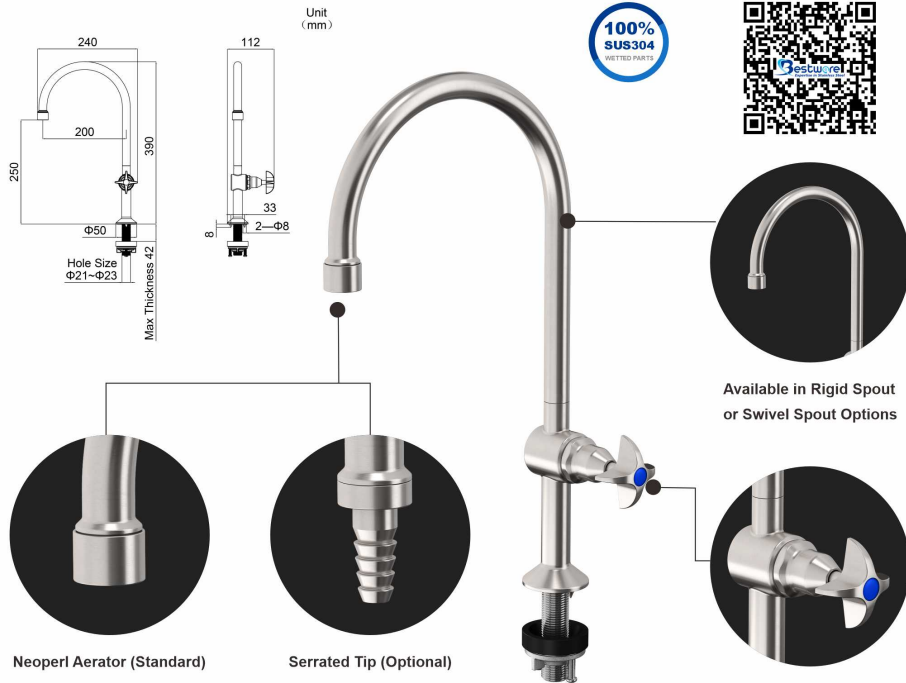
Attributes	Details
Material	SUS304
Valve Core Material	SUS304
Silicone Padding	Silicone Anti-collision
Water Spray Mode	Powerful Blade-style Rotating
Hole Size	508×145 mm

LABORATORY FAUCET

EXPERTISE IN STAINLESS STEEL

BESTWARE

ONE-STOP SOLUTION PROVIDER OF STAINLESS COMMERCIAL FAUCETS



Neoperl Aerator (Standard)

Serrated Tip (Optional)

Available in Rigid Spout or Swivel Spout Options

Vandal Resistant Cross Handle (Available in Left or Right Options)

LABG16L-A/LABG16R-A

Single-spout Laboratory Faucet Rigid Outlet with Aerator (Left/Right Side Available)

LABSG16L-A/LABSG16R-A

Single-spout Laboratory Faucet Swivel Outlet with Aerator (Left/Right Side Available)

Attributes	Details
Nozzle Outlet Type	Neoperl Aerator (Optional Serrated Tip)
Neoperl Aerator Water Flow	Available in 1.58 GPM (6 LPM)
Spout Options	Available in Rigid or Swing Spout Options
Handle	Available in Left or Right Options
Hole Size	Φ21-23 mm

EXPERTISE IN STAINLESS STEEL

BESTWARE

ONE-STOP SOLUTION PROVIDER OF STAINLESS COMMERCIAL FAUCETS

AERATOR



LABG08L-A/LABG08R-A

Dual-spout Laboratory Faucet Rigid Outlet with Aerator/Add-on Nozzle (Left/Right Side Available)

LABSG08L-A/LABSG08R-A

Dual-spout Laboratory Faucet Swivel Outlet with Aerator/Add-on Nozzle (Left/Right Side Available)

Attributes	Details
Nozzle Outlet Type	Neoperl Aerator (Optional Serrated Tip)
Neoperl Aerator Water Flow	Available in 1.58 GPM (6 LPM)
Spout Options	Available in Rigid or Swing Spout Options
Handle	Available in Left or Right Options
Hole Size	Φ21-23 mm



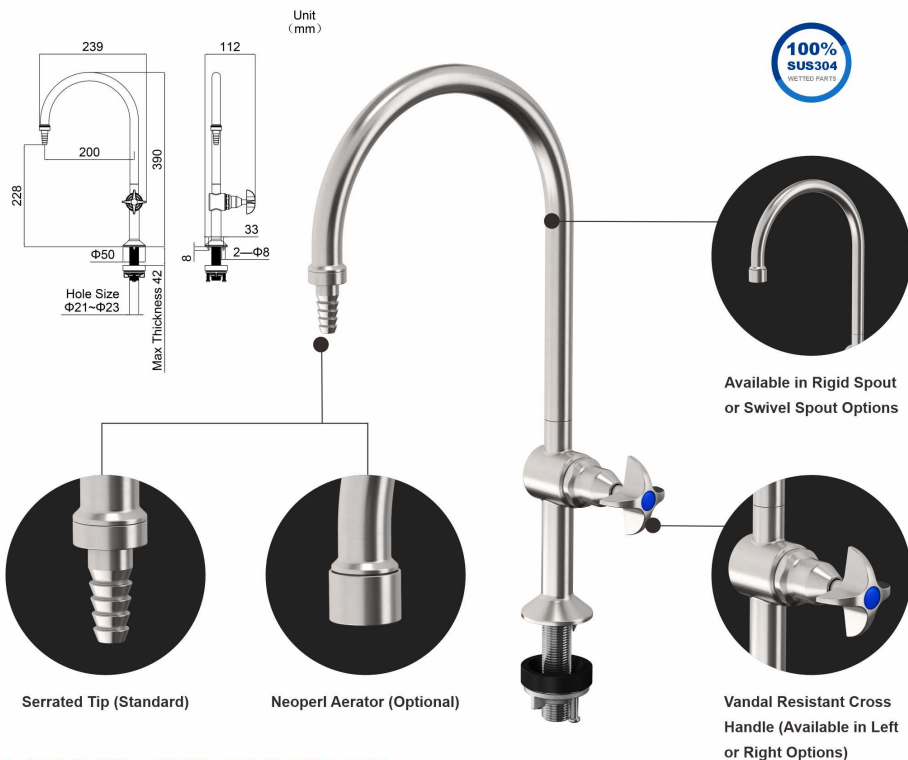
LAB26-A

Single-spout Laboratory Faucet with Aerator

Attributes	Details
Nozzle Outlet Type	Neoperl Aerator (Optional Serrated Tip)
Neoperl Aerator Water Flow	Available in 1.58 GPM (6 LPM)
Hole Size	Φ21-23 mm

LABORATORY FAUCET

EXPERTISE IN STAINLESS STEEL
BESTWARE
 ONE-STOP SOLUTION PROVIDER OF STAINLESS COMMERCIAL FAUCETS



LABG16L-TN/LABG16R-TN

Single-spout Laboratory Faucet Rigid Outlet with Serrated Tip (Left/Right Side Available)


LABSG16L-TN/LABSG16R-TN

Single-spout Laboratory Faucet Swivel Outlet with Serrated Tip (Left/Right Side Available)

Attributes	Details
Nozzle Outlet Type	Serrated Tip (Optional Neoperl Aerator)
Spout Options	Available in Rigid or Swing Spout Options
Handle	Available in Left or Right Options
Hole Size	Φ21-23 mm

EXPERTISE IN STAINLESS STEEL
BESTWARE
 ONE-STOP SOLUTION PROVIDER OF STAINLESS COMMERCIAL FAUCETS

SERRATED TIP



LABG08L-TN/LABG08R-TN

Dual-spout Laboratory Faucet Rigid Outlet with Serrated Tip/Add-on Nozzle (Left/Right Side Available)

LABSG08L-TN/LABSG08R-TN

Dual-spout Laboratory Faucet Swivel Outlet with Serrated Tip/Add-on Nozzle (Left/Right Side Available)

Attributes	Details
Nozzle Outlet Type	Serrated Tip (Optional Neoperl Aerator)
Spout Options	Available in Rigid or Swing Spout Options
Handle	Available in Left or Right Options
Hole Size	Φ21-23 mm



LAB26-TN

Single-spout Laboratory Faucet with Serrated Tip

Attributes	Details
Nozzle Outlet Type	Serrated Tip (Optional Neoperl Aerator)
Hole Size	Φ21-23 mm

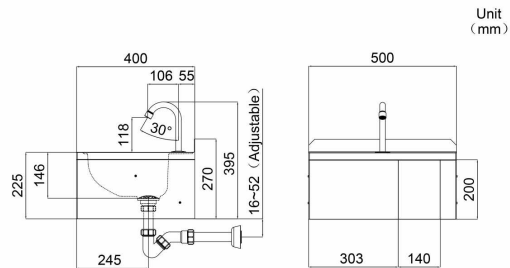
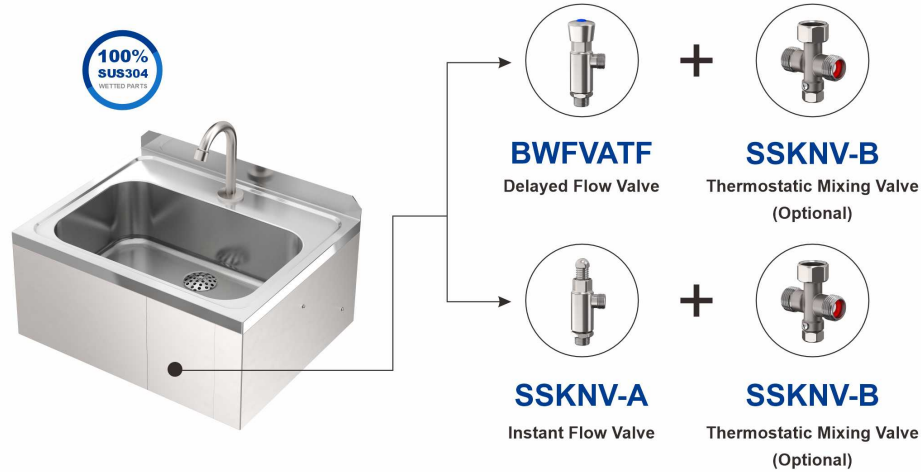
WASH SINK

EXPERTISE IN STAINLESS STEEL

BESTWARE

ONE-STOP SOLUTION PROVIDER OF STAINLESS COMMERCIAL FAUCETS

Knee Operated



SSKNBS

Wall Mount Wash Sink (for Knee Operated)

Attributes	Details
Material	SUS304
Water Flow Mode	Available in Delayed Flow or Instant Flow Mode Options
Thermostatic Mixing Valve	Optional for Hot and Cold Water Mixing
Delayed Flow Time	Factory Preset 6 or 16 Seconds, Adjustable from 6-16 Seconds

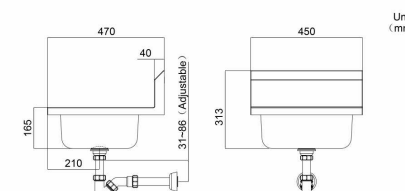
EXPERTISE IN STAINLESS STEEL

BESTWARE

ONE-STOP SOLUTION PROVIDER OF STAINLESS COMMERCIAL FAUCETS

WASH SINK

Sensor Series



FSS454732

Wall Mount Wash Sink (for Sensor Faucet)

Attributes	Details
Material	SUS304
Compatible Products	Sensor Faucet Series
Product Size	313×450×470 mm (H×W×D)

HOSE REEL

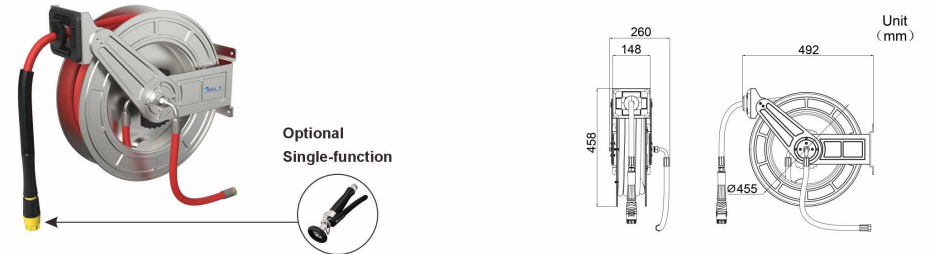
EXPERTISE IN STAINLESS STEEL
BESTWARE
 ONE-STOP SOLUTION PROVIDER OF STAINLESS COMMERCIAL FAUCETS

Key Parts	Features
Water Gun	Dual-function-Two Modes for Powerful Washing and Large-area Washing (Optional Single-function)
Reel Type	Available in Enclosed and Open Options
Temperature Resistance	Withstands Hot Water up to 80 °C, More Durable
Mounting Flexibility	Compact Design for Wall Installation, Maximizing Workspace Efficiency



EXPERTISE IN STAINLESS STEEL
BESTWARE
 ONE-STOP SOLUTION PROVIDER OF STAINLESS COMMERCIAL FAUCETS

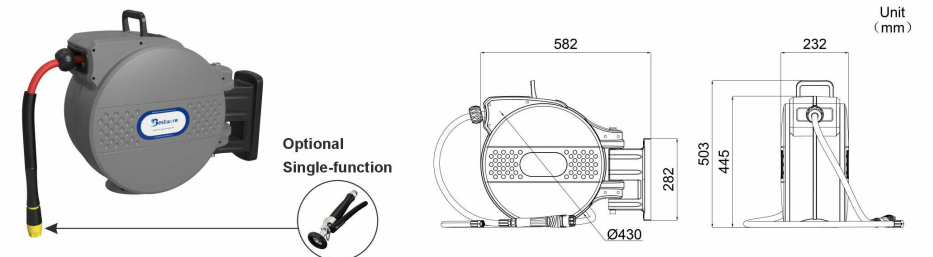
HOSE REEL



HRMO-R1500-NLH/HRMO-R1500-SSJ

Open Hose Reel with Dual-function/Single-function Water Gun

Attributes	Details
Water Gun Type	Dual-function - Two Modes for Powerful Washing and Large-area Washing (Optional Single-function)
Reel Material & Size	Open, SUS304, 492 x 260 x 458 mm, Hose (Φ20 mm)
Hose Length	15 m
Temperature Max	80°C



HRELG-R1500-NLH/HRELG-R1500-SSJ

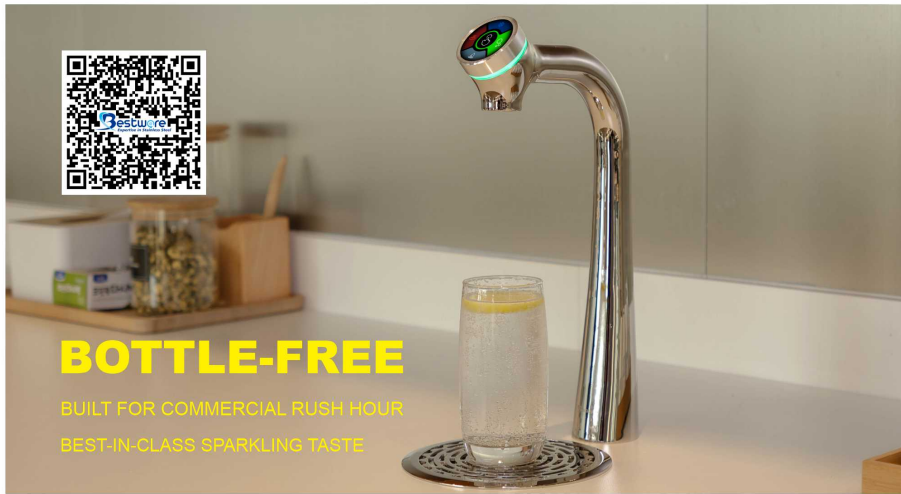
Enclosed Hose Reel with Dual-function/Single-function Water Gun

Attributes	Details
Water Gun Type	Dual-function - Two Modes for Powerful Washing and Large-area Washing (Optional Single-function)
Reel Material & Size	Enclosed, ABS, 582 x 232 x 503 mm, Hose (Φ20 mm)
Hose Length	15 m
Temperature Max	80°C

WATER DISPENSER

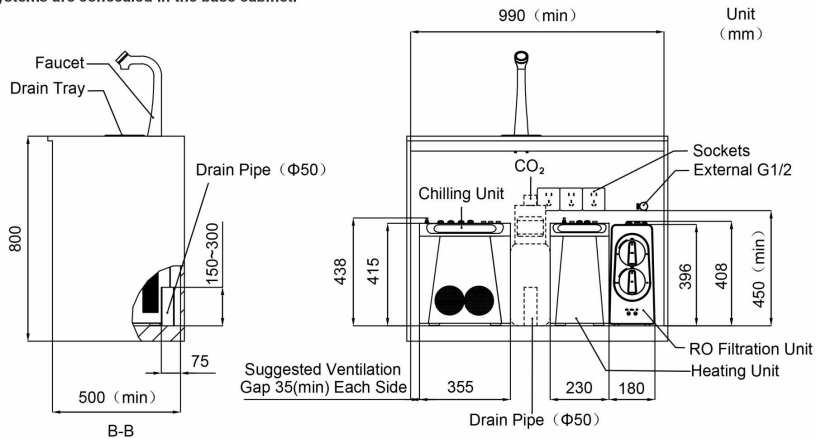
G1DS1023

Commercial Sparkling Water Dispenser with Standalone RO Filtration



BOTTLE-FREE
 BUILT FOR COMMERCIAL RUSH HOUR
 BEST-IN-CLASS SPARKLING TASTE

Only the tap is installed on the work surface,
 unit systems are concealed in the base cabinet.



SPARKLING

No	Overview	Details
1	4-in-1 Functionality	<ol style="list-style-type: none"> 4-in-1 Functionality: Hot, Chilled, Sparkling, and Ambient Water Customizable 2-in-1 or 3-in-1 Configurations
2	Excellent Taste	<ol style="list-style-type: none"> Independent Four-tube Structure Keeps Each Water Type Separate, Ensuring Pure Taste Sparkling Water Delivers Fine, Lasting Bubbles (2.5–3.5 g/L) via Gas-liquid Fusion Technology
3	High Water Output	<ol style="list-style-type: none"> Chilled/sparkling Water: 40 L/h (<10°C); Hot Water: 18 L/h (>90°C) 4× Chilling Capacity Meets Commercial Peak Demand Single-serving Output: Hot 4 L, Chilled 1 L, Sparkling 3 L
4	Superior User Experience	<ol style="list-style-type: none"> 1.5-inch OLED HD Animated Display for Intuitive Operation High-flow Design Meets Peak Demand, Reducing Waiting Time and Improving Service Efficiency Adjustable Temperature: Chilled 0–8°C, Hot 45–98°C, Suitable for Multiple Scenarios Drip-free Sparkling Water Dispensing for Clean Operation Adjustable Dispensing Time: 1–60 s for Different Cup Sizes Enlarged Buttons for Easy Operation 45° Ergonomic Viewing Angle for Convenient Maintenance without Bending Neoperl Aerator Ensures Smooth, Splash-free Water Flow Drip Tray with Large Drainage Holes for Fast Drainage, No Water Accumulation
5	Hygiene	<ol style="list-style-type: none"> UV Sterilization >99.99% Ensures Clean, Safe Water Laminar-flow Heating Separates Hot and Cold Water, Preventing "Mixed Water" In-line Immersion Chilling Provides On-demand Chilled Water, Keeping It Fresh
6	Energy Saving	<ol style="list-style-type: none"> Breathing System Recovers 100% Steam for Efficient Heat Reuse and Water Saving Three Energy-saving Modes Automatically Reduce Consumption during Off-peak Hours On-demand Cooling Reduces Refrigeration Energy Sparkling Water Line Stops Instantly without Dripping, Avoiding Waste Air-cooled System Delivers Low-power, Efficient Chilling and Water Saving
7	Safety	<ol style="list-style-type: none"> PP Corrugated Tube Prevents the Faucet Surface Overheating, Avoiding Scalding Water-level Sensor and Smart Temp Control Shut Off Unit at Low Water to Prevent Dry Burn Double-tap Hot Water Dispensing Prevents Accidental Scalding
8	Smart Features	<ol style="list-style-type: none"> 1.5-inch OLED Display Supports Water Mode Switching and Dispensing Time Setting Sensors Ensure Precise Temperature and Water-level Control, Preventing Dry Burn Three Energy-saving Modes Reduce Off-peak Energy Consumption and Operational Costs
9	Stylish Appearance	<ol style="list-style-type: none"> Streamlined Faucet Design, 100% SUS304 with Plasma Mirror Finish, Lead-free and Safe Uniform Cabinet Design, Minimalist and Stylish, Perfectly Fits Modern Commercial Spaces
10	Undercounter Installation	<ol style="list-style-type: none"> Frees up Countertop Space for a Clean, Spacious Look Separate Chilling and Heating Units Optimize Under-counter Utilization

SPARKLING

» Tap

Parameters	Detailed Specifications/Features
Size (Tap+Drip Tray)	158×223×332 mm (W×D×H)
Body Material	SUS304 Plasma Mirror Polishing (Unplated), Corrosion-resistant, Lead-free, and Durable
Internal Tube	Food-grade Material, High/Low Temperature Resistant
Aerator	Neoperl, SUS304, High/Low Temperature Resistant, Stable Water Output, Smooth and Dense Flow of Water with No Splashing
Four-tube System	Independent 4-tube Design, Isolating Cold and Hot Water to Ensure Stable Water Temperature
Anti-scald Design	High-efficiency Thermally Insulated PP Corrugated Tube, the Tap Surface Remains Cool and Safe Even with Continuous High-temperature Water Output
Drip Tray (Wastewater Collection Area)	Φ158 mm, SUS304, Collect Overflow, Remaining Clean and Tidy
Installation Size	1. Surface Thickness Required ≤40 mm (Customizable to Extra Thickness) 2. Tap Hole Size Required Φ32-35 mm 3. Drip Tray Hole Size Required Φ130 mm, 3×Φ8 mm Installation Holes

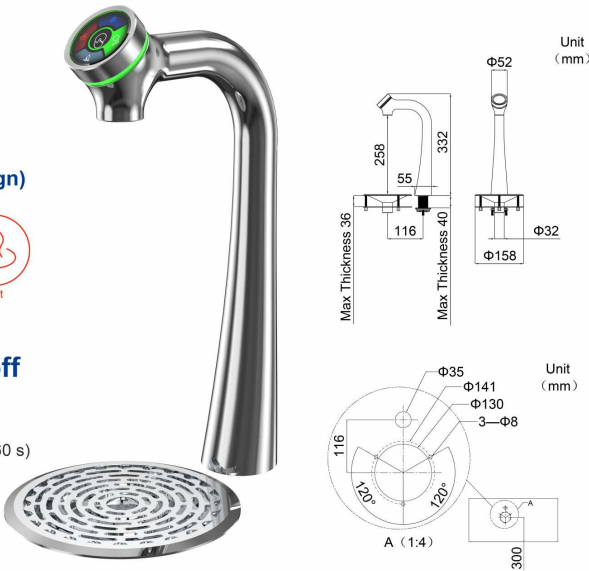


Operation Instructions (Easy-to-use Rotary Knob Design)



Automatic Water Shut-off Time Settings

Press and hold for 5 s to adjust (range 1-60 s)



SPARKLING

» Chilling Unit

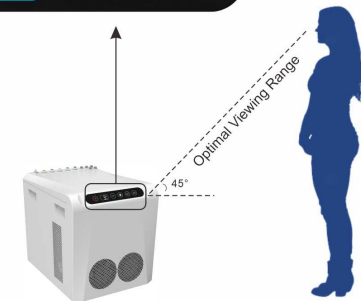
Parameters	Detailed Specifications/Features
Water Dispensing Mode	Chilled Water, Sparkling Water, Ambient Water
Material	304 Stainless Steel
Cabinet Handle	Yes
Size	355×464×438 mm (W×D×H)
Chilling Power Rating	520 W
Chilling Capacity	40 L/h=200 cups/h (200 ml/cup), Fresh Water Circulation
Sparkling Capacity	40 L/h=200 cups/h (200 ml/cup), Max 3 L/min, with Pressure Reducing Valve, Stable Flow, Anti-splash
Sparkling Water Concentration	2.5-3.5 g/L, with a Built-in CO ₂ and Water Mixing Chamber, Rich in Taste (CO ₂ Cylinder to be Provided by the User)
CO ₂ Intake Tube	1/4" PE
Adjustable Temperature Range	0°C-8°C
Supply Voltage	Available in Both 110 V/60 Hz and 220 V/50 Hz Power Supply Specifications
Water Pressure Range	0.15 MPa-0.6 Mpa
UV Sterilization	External Design, Sterilization Rate Reaches 99.99%, Easy Maintenance
High-pressure Relief Port	Equipped with Pressure Relief Function, Increasing Safety
Water Inlet/Outlet Connection	1/4", Universal Connectors, Easy Installation
Communication Interface	Shares with Heating Unit and Tap

Temperature Adjustment Water Shortage Indicator UV Sterilization Status Indicator CO₂ Status Indicator



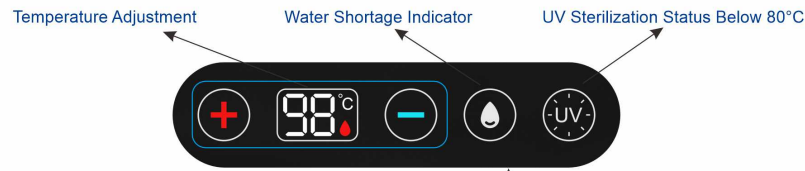
Capacitive Touch Buttons

- 3 times larger capacitive touch buttons than typical market products.
- 45° ergonomic slope design enhancing the visual experience.



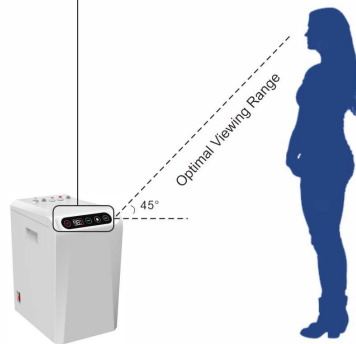
» Heating Unit

Product Parameters	Detailed Specifications/Features
Water Dispensing Mode	Hot Water
Material	304 Stainless Steel
Cabinet Handle	Yes
Size	230×322×438 mm (W×D×H)
Heating Power Rating	1200 W (110 V)/1500 W (220 V)
Heating Capacity	Single Continuous Dispensing (≈4 L) at 90°C+, 18 L/h=120 cups/h (150 ml/cup)
Adjustable Temperature Range	45°C-98°C
Supply Voltage	Available in Both 110 V/60 Hz and 220 V/50 Hz Power Supply Specifications
Water Pressure Range	0.15 MPa-0.6 Mpa
UV Sterilization	External Design, Sterilization Rate Reaches 99.99%, Easy Maintenance
High-pressure Relief Port	Equipped with Pressure Relief Function, Increasing Safety
Water Inlet/Outlet Connection	3/8" Inlet, 1/4" Outlet, Easy Installation
Communication Interface	Shares with Chilling Unit and Tap



Available in 3 Energy-saving Modes

- Standard Energy-saving Mode**
 Maintains set temperature with auto-reheat (5°C drop), auto power-off after 24 h of inactivity, reheats upon reuse.
- Insulated Energy-saving Mode**
 Maintains set temperature with auto-reheat (5°C drop), auto drop to 65°C after 3 h of inactivity, auto power-off after 24 h of inactivity, reheats upon reuse.
- High-efficiency Energy-saving Mode**
 Maintains set temperature with auto-reheat (5°C drop), auto power-off after 3 h of inactivity, reheats upon reuse.



» Ro Filtration Unit

Filtration Capacity

RO filtration effectively removes harmful impurities such as heavy metals, bacteria, viruses, antibiotics, and pesticides, while reducing water scale buildup to prevent it from affecting heating speed and water flow, extending the equipment's lifespan and improving operational efficiency.



Water Flow

Flow rate of 2.6 L/min, fast water filling with high flow, saving time.

Filter Cartridge Lifespan

RO Filter 1000 G (2-year lifespan or 8000 L)
 PAC Composite Filter (1-year lifespan or 4000 L)
 Filter replacement reminder ensures water quality.

No Water Storage Design

Saves space with a no-storage RO design, preventing bacterial growth, ensuring fresh, healthy water.



**Additional Combination Configurations
 Available upon Request**



G1DS-123

Chilled/Sparkling/Ambient/Hot Water



G2DS-13

Chilled/Sparkling/Ambient Water



Technical Data

Overview	Details	
Model No.	G1DS-123	G2DS-13
Types of Water	4 in 1 	3 in 1
Chilled	•	•
Sparkling	•	•
Ambient	•	•
Hot	•	-
Faucet		
Tap incl. Drip Tray	•	•
Chilling Unit		
Chilling Power Rating: 520 W	•	•
Chilling Capacity: 40 L/h=200 cups/h (200 ml/cup)	•	•
Adjustable Temperature Range: 0°C–8°C	•	•
Sparkling Capacity: 40 L/h=200 cups/h (200 ml/cup)	•	•
Sparkling Water Concentration: 2.5–3.5 g/L	•	•
Heating Unit		
Heating Power Rating: 1200 W (110 V)/1500 W (220 V)	•	-
Heating Capacity: Single Continuous Dispensing (=4 L) at 90°C+, 18 L/h=120 cups/h (150 ml/cup)	•	-
Adjustable Temperature Range: 45°C–98°C	•	-
Installation Info		
Tap incl. Drip Tray (W×D×H): 158×223×332 mm (Tap Size)/Φ130 mm (Drip Tray Size)	•	•
Max Counter Thickness: ≤40 mm (Customizable to Extra Thickness)	•	•
Standalone RO Filtration Unit	Optional Upgrade	
Minimum Base Cabinet Size (W×D×H) (mm) Remark: RO Unit Requires 180 mm Extra Cabinet Width	810×500×630	580×500×630

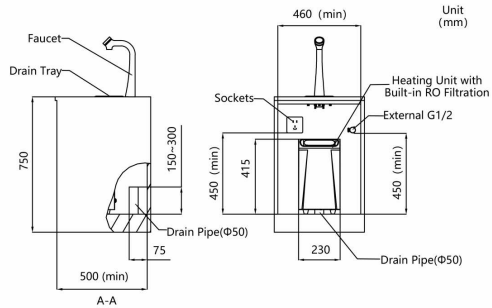
Additional Dispensing Configurations Can be Customized upon Request. Contact Our Sales Team for More Information.

HOT AND PURE

EXPERTISE IN STAINLESS STEEL
BESTWARE
 ONE-STOP SOLUTION PROVIDER OF STAINLESS COMMERCIAL FAUCETS

G12DS-19

Commercial Water Dispenser with Built-in RO Filtration



Only the tap is installed on the work surface, unit systems are concealed in the base cabinet.

Automatic Water Shut-off Time Settings

Press the knob and hold for 5 seconds to enter the settings mode. The automatic water shut-off time can be adjusted (1-60s).



EXPERTISE IN STAINLESS STEEL

BESTWARE
 ONE-STOP SOLUTION PROVIDER OF STAINLESS COMMERCIAL FAUCETS

HOT AND PURE

No	Overview	Details
1	Function	Combines Ambient/Hot Water with Purification
2	Undercounter Installation	Maximizes Countertop Space with a Sleek and Elegant Design
3	Continuous Efficient Heating	Single Continuous Dispensing of Hot Water (≈1.2 L) at 95°C+, Ideal for Hotel Rooms
4	Environmentally Sustainable	Eliminating Bottled Water Reduces Packaging Waste and Carbon Emissions
5	Animated Display Screen	1.5-inch OLED Smart HD Display, User-friendly Design, Easy and Comfortable Operation
6	Safety	Independent Dual-tube Design for Hot and Ambient Water Separation, Built-in Smart Temperature Control System to Prevent Burns and Dry Heating
7	Hygiene	Features an RO Filter System, UV Sterilization with 99.99% Effectiveness, Ensuring Healthy and Sanitary Water Quality
8	Auto Shut-off Settings	Users Can Set Automatic Shut-off time (1-60 seconds) Based on Different Cup Sizes
9	User-friendly Design	Host Button Size is Three Times Larger than Average Products on the Market, Combined with a 45° Ergonomic Design for an Enhanced Visual Experience



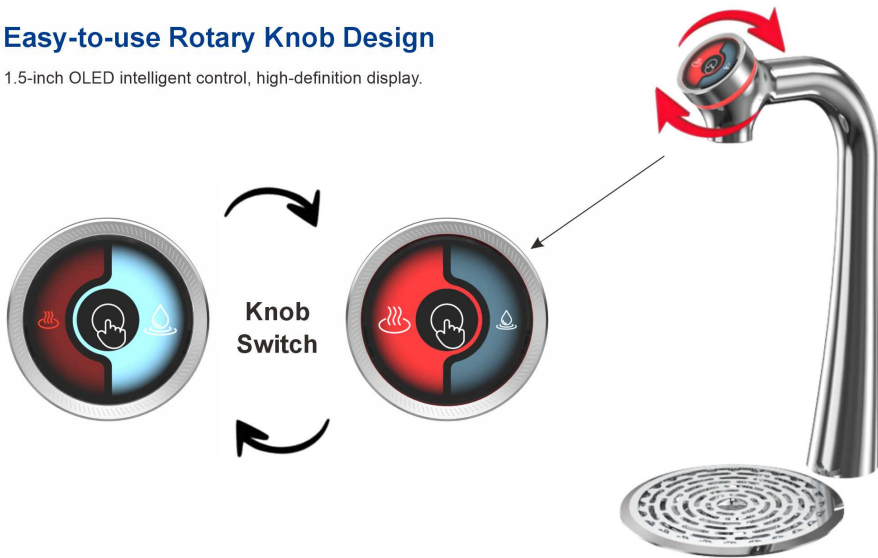
HOT AND PURE

» Tap

Parameters	Detailed Specifications/Features
Size (Tap+Drip Tray)	158×223×332 mm (W×D×H)
Body Material	SUS304 Plasma Mirror Polishing (Unplated), Corrosion-resistant, Lead-free, and Durable
Internal Tube	Food-grade Material, High Temperature Resistant
Aerator	Neoperl, SUS304, High Temperature Resistant, Stable Water Output, Smooth and Dense Flow of Water with No Splashing
Dual-tube System	Independent 2-tube Design, Separating Ambient and Hot Water to Prevent Cross-contamination
Anti-scald Design	High-efficiency Thermally Insulated PP Corrugated Tube, the Tap Surface Remains Cool and Safe Even with Continuous High-temperature Water Output
Drip Tray (Wastewater Collection Area)	Φ158 mm, SUS304, Collect Overflow, Remaining Clean and Tidy
Installation Size	1. Surface Thickness Required ≤40 mm (Customizable to Extra Thickness) 2. Tap Hole Size Required Φ32-35 mm 3. Drip Tray Hole Size Required Φ130 mm, 3×Φ8 mm Installation Holes

Easy-to-use Rotary Knob Design

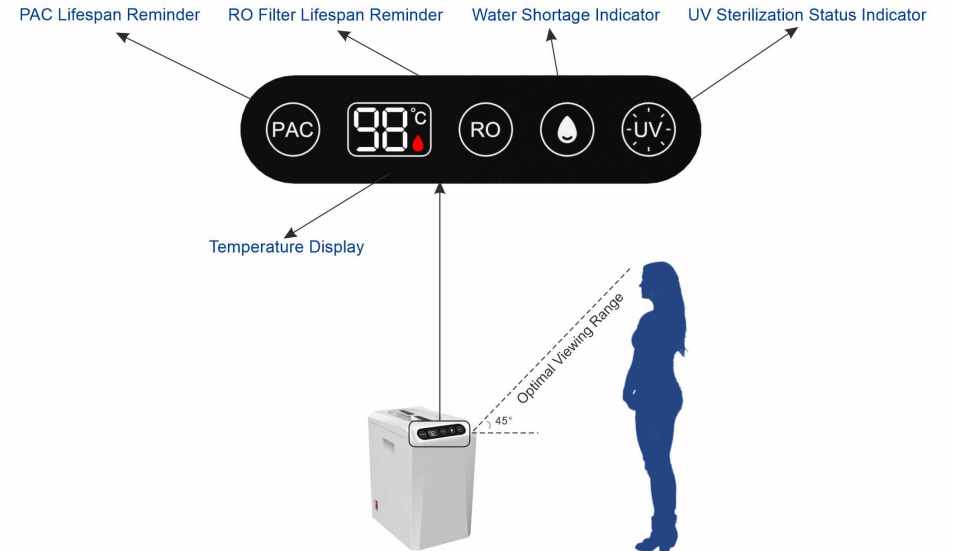
1.5-inch OLED intelligent control, high-definition display.



HOT AND PURE

» Heating Unit

Parameters	Detailed Specifications/Features
Water Dispensing Mode	Hot Water, Ambient Water
Material	304 Stainless Steel, Powder Coating (White)
Cabinet Handle	Yes
Size	230×329×415 mm (W×D×H)
Heating Power Rating	1000 W
Heating Capacity	Single Continuous Dispensing of Hot Water (≈1.2 L) at 95°C+
Supply Voltage	Available in 110 V and 220 V Power Supply Options
Water Pressure Range	0.15 MPa-0.7MPa
UV Sterilization	External Design, Sterilization Rate Reaches 99.99%, Easy Maintenance
High-pressure Relief Port	Equipped with Pressure Relief Function, Increasing Safety
Water Inlet/Outlet Connection	1/4", Universal Connectors, Easy Installation
Communication Interface	Shares with the Tap
Built-in Filter Cartridge Lifespan	RO Filter 600G: 2-year Lifespan or 4000 L PAC Composite Filter: 1-year Lifespan or 2000 L



For more complete product configurations, please refer to Bestware's "Commercial Sparkling Water Dispenser" catalog.